

Human CXCL7 ELISA Kit ab100613

4 References [画像数 3](#)

製品の概要

製品名	Human CXCL7 ELISA Kit
検出方法	Colorimetric
サンプルの種類	Cell culture supernatant, Serum, Plasma, Cell Lysate
アッセイタイプ	Sandwich (quantitative)
検出感度	< 8.5 pg/ml
検出範囲	4.1 pg/ml - 1000 pg/ml
添加回収試験	93 %

特定サンプルでの回収試験

サンプルの種類	平均 %	測定範囲
Cell culture supernatant	95.28	84% - 103%
Serum	92.76	82% - 102%
Plasma	93.45	83% - 103%

ステップ	Multiple steps standard assay
種交差性	交差種: Human
製品の概要	<p>Abcam's CXCL7 Human ELISA (Enzyme-Linked Immunosorbent Assay) kit is an <i>in vitro</i> enzyme-linked immunosorbent assay for the quantitative measurement of Human CXCL7 in serum, plasma, and cell culture supernatants.</p> <p>This assay employs an antibody specific for Human CXCL7 coated on a 96-well plate. Standards and samples are pipetted into the wells and CXCL7 present in a sample is bound to the wells by the immobilized antibody. The wells are washed and biotinylated anti-Human CXCL7 antibody is added. After washing away unbound biotinylated antibody, HRP-conjugated streptavidin is pipetted to the wells. The wells are again washed, a TMB substrate solution is added to the wells and color develops in proportion to the amount of CXCL7 bound. The Stop Solution changes the color from blue to yellow, and the intensity of the color is measured at 450 nm.</p>
特記事項	Optimization may be required with urine samples.
試験プラットフォーム	Microplate

製品の特性

保存方法

Store at -20°C. Please refer to protocols.

内容	1 x 96 tests
200X HRP-Streptavidin Concentrate	1 x 200µl
20X Wash Buffer	1 x 25ml
5X Assay Diluent B	1 x 15ml
Assay Diluent A	1 x 30ml
Biotinylated anti-Human CXCL7	2 vials
CXCL7 Microplate (12 x 8 wells)	1 unit
Recombinant Human CXCL7 Standard (lyophilized)	2 vials
Stop Solution	1 x 8ml
TMB One-Step Substrate Reagent	1 x 12ml

機能

LA-PF4 stimulates DNA synthesis, mitosis, glycolysis, intracellular cAMP accumulation, prostaglandin E2 secretion, and synthesis of hyaluronic acid and sulfated glycosaminoglycan. It also stimulates the formation and secretion of plasminogen activator by human synovial cells. NAP-2 is a ligand for CXCR1 and CXCR2, and NAP-2, NAP-2(73), NAP-2(74), NAP-2(1-66), and most potent NAP-2(1-63) are chemoattractants and activators for neutrophils. TC-1 and TC-2 are antibacterial proteins, in vitro released from activated platelet alpha-granules. CTAP-III(1-81) is more potent than CTAP-III desensitize chemokine-induced neutrophil activation.

配列類似性

Belongs to the intercrine alpha (chemokine CxC) family.

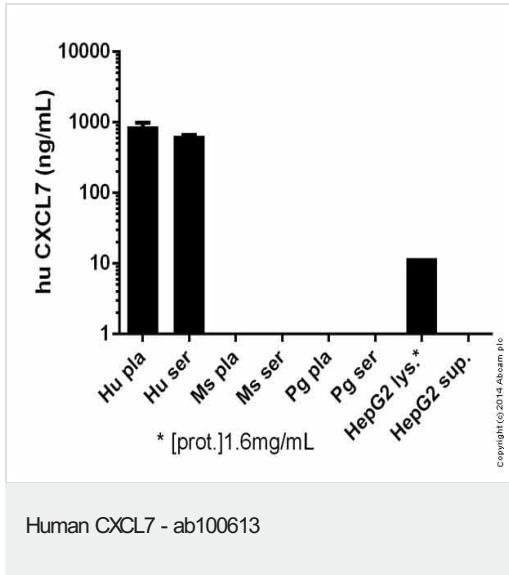
翻訳後修飾

Proteolytic removal of residues 1-9 produces the active peptide connective tissue-activating peptide III (CTAP-III) (low-affinity platelet factor IV (LA-PF4)).
Proteolytic removal of residues 1-13 produces the active peptide beta-thromboglobulin, which is released from platelets along with platelet factor 4 and platelet-derived growth factor.
NAP-2(1-66) is produced by proteolytical processing, probably after secretion by leukocytes other than neutrophils.
NAP-2(73) and NAP-2(74) seem not be produced by proteolytical processing of secreted precursors but are released in an active form from platelets.

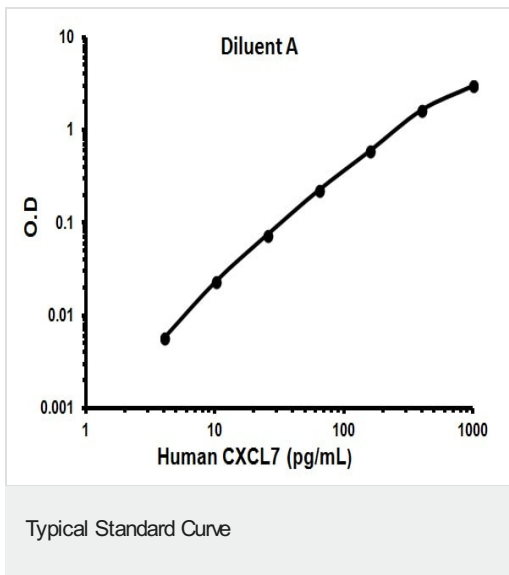
細胞内局在

Secreted.

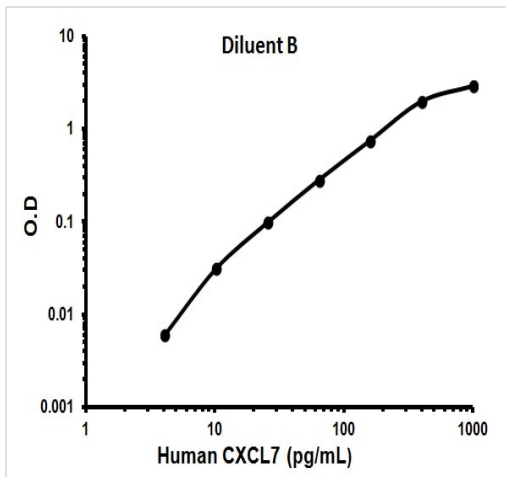
画像



CXCL7 measured in biological fluids showing quantity (ng) per mL of tested sample



Representative Standard Curve using ab100613.



Representative Standard Curve using ab100613.

Typical Standard Curve

Please note: All products are "FOR RESEARCH USE ONLY. NOT FOR USE IN DIAGNOSTIC PROCEDURES"

Our Abpromise to you: Quality guaranteed and expert technical support

- Replacement or refund for products not performing as stated on the datasheet
- Valid for 12 months from date of delivery
- Response to your inquiry within 24 hours
- We provide support in Chinese, English, French, German, Japanese and Spanish
- Extensive multi-media technical resources to help you
- We investigate all quality concerns to ensure our products perform to the highest standards

If the product does not perform as described on this datasheet, we will offer a refund or replacement. For full details of the Abpromise, please visit <https://www.abcam.co.jp/abpromise> or contact our technical team.

Terms and conditions

- Guarantee only valid for products bought direct from Abcam or one of our authorized distributors