

# Z-VAD(OMe)-FMK, Cell permeable, irreversible pan-caspase inhibitor ab120487

**20 References**   **画像数 4**

### 製品の概要

製品名	Z-VAD(OMe)-FMK, Cell permeable, irreversible pan-caspase inhibitor
製品の詳細	Cell permeable, irreversible pan-caspase inhibitor
生理活性の詳細	A cell-permeable, irreversible, pan-caspase inhibitor. Inhibits caspase processing and apoptosis induction in tumor cells <i>in vitro</i> . Once in the cell, endogenous esterase activity hydrolyzes the methyl groups to form the biologically active form. Therefore, when using with isolated, purified or recombinant caspase enzymes, pre-treatment with an esterase is required.
CAS 番号	187389-52-2
構造式	<chem>Z-Val-Ala-Asp(OMe)-FMK</chem>

### 製品の特性

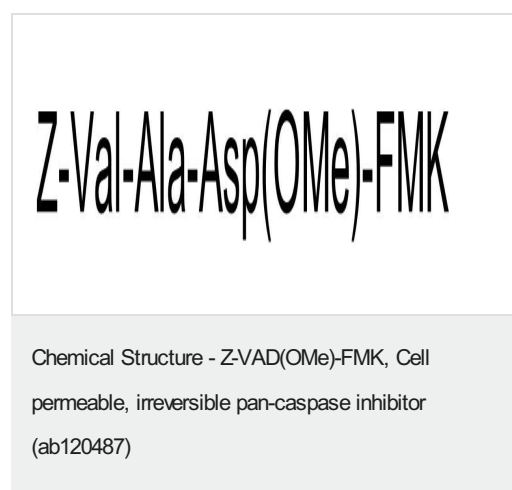
分子量	467.49
分子式	C <sub>22</sub> H <sub>30</sub> N <sub>3</sub> O <sub>7</sub>
配列	VAD (Modifications: N-terminal benzyloxycarbonyl; C-terminal FMK; Asp-3 = Asp(OMe))
PubChem 登録番号	5497173
保存方法	Store at -20°C. Store under desiccating conditions. The product can be stored for up to 12 months.
溶解性	Soluble in DMSO to 20 mM
使用に関する注意	<p>Wherever possible, you should prepare and use solutions on the same day. However, if you need to make up stock solutions in advance, we recommend that you store the solution as aliquots in tightly sealed vials at -20°C. Generally, these will be useable for up to one week. Before use, and prior to opening the vial we recommend that you allow your product to equilibrate to room temperature for at least 1 hour.</p> <p>Need more advice on solubility, usage and handling? Please visit our <a href="#">frequently asked questions (FAQ) page</a> for more details.</p>
SMILES 線形表記	<chem>FCC(=O)C(CC(=O)OC)NC(=O)[C@H](C)NC(=O)[C@@H](NC(=O)OCc1ccccc1)C(C)C</chem>
由来	Synthetic

## アプリケーション

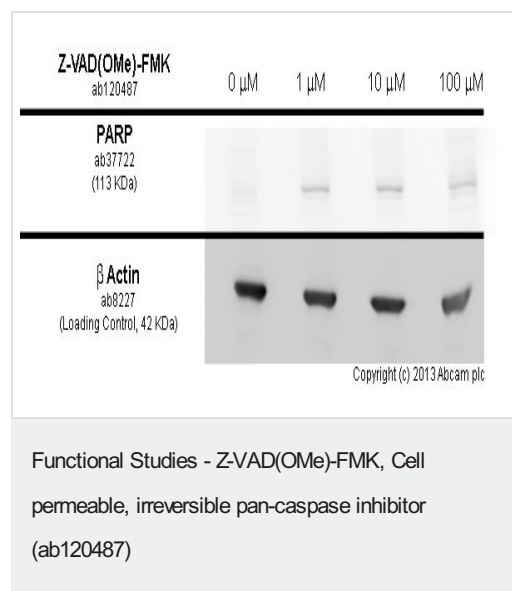
**The Abpromise guarantee** Abpromise保証は、次のテスト済みアプリケーションにおけるab120487の使用に適用されます  
アプリケーションノートには、推奨の開始希釈率がありますが、適切な希釈率につきましてはご検討ください。

アプリケーション	Abreviews	特記事項
Functional Studies		Use at an assay dependent concentration.

## 画像

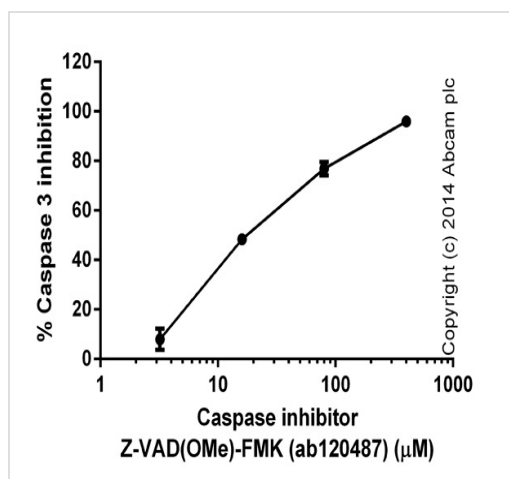


2D chemical structure image of ab120487, Z-VAD(OMe)-FMK, Cell permeable, irreversible pan-caspase inhibitor



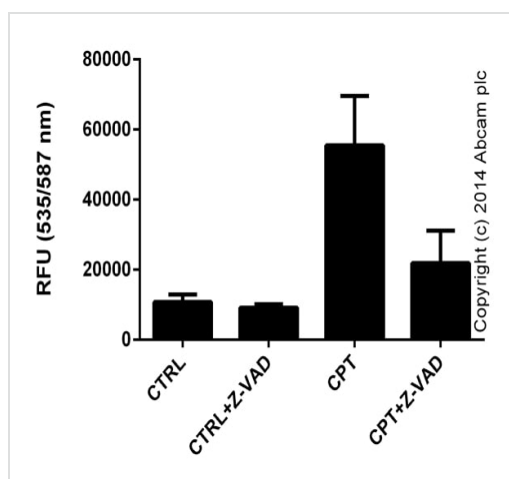
HeLa cells were incubated at 37°C for 1h with vehicle control (0 μM) and different concentrations of Z-VAD(OMe)-FMK (ab120487). After this incubation 10 μM of camptothecin (**ab120115**) was added to all samples and the cells were incubated for further 24h. Increased expression of full length PARP (**ab37722**) in camptothecin induced apoptotic HeLa cells correlates with an increase in Z-VAD(OMe)-FMK concentration, as described in literature.

Whole cell lysates were prepared with RIPA buffer (containing protease inhibitors and sodium orthovanadate), 10 μg of each were loaded on the gel and the WB was run under reducing conditions. After transfer the membrane was blocked for an hour using 5% BSA before being incubated with **ab37722** at 1 μg /ml and **ab8227** at 1 μg /ml overnight at 4°C. Antibody binding was detected using an anti-rabbit antibody conjugated to HRP (**ab97051**) at 1/10000 dilution.



Titration of the Caspase inhibitor Z-VAD(OMe)-FMK (ab120487) (duplicates; +/- SD).

Functional Studies - Z-VAD(OMe)-FMK, Cell permeable, irreversible pan-caspase inhibitor (ab120487)



#### Functional assays: Caspase 3 (active) Red Staining Kit (ab65617)

Caspase 3 activity in Jurkat cells ( $3 \times 10^5$  cells) following 24 hour exposure to 2 μM Camptothecin ([ab120115](#)) with or without 50 μM caspase inhibitor Z-VAD(OMe)-FMK (ab120487). Background signal subtracted, duplicates; +/- SD.

Functional Studies - Z-VAD(OMe)-FMK, Cell permeable, irreversible pan-caspase inhibitor (ab120487)

**Please note:** All products are "FOR RESEARCH USE ONLY. NOT FOR USE IN DIAGNOSTIC PROCEDURES, NOT FOR USE IN HUMANS"

#### Our Abpromise to you: Quality guaranteed and expert technical support

- Replacement or refund for products not performing as stated on the datasheet
- Valid for 12 months from date of delivery
- Response to your inquiry within 24 hours
- We provide support in Chinese, English, French, German, Japanese and Spanish

- Extensive multi-media technical resources to help you
- We investigate all quality concerns to ensure our products perform to the highest standards

If the product does not perform as described on this datasheet, we will offer a refund or replacement. For full details of the Abpromise, please visit <https://www.abcam.co.jp/abpromise> or contact our technical team.

## Terms and conditions

---

- Guarantee only valid for products bought direct from Abcam or one of our authorized distributors
- Abcam biochemicals are novel compounds and we have not tested their biological activity in house. Please use the literature to identify how to use these products effectively. If you require further assistance please contact the scientific support team