

Tunicamycin, Protein glycosylation inhibitor ab120296

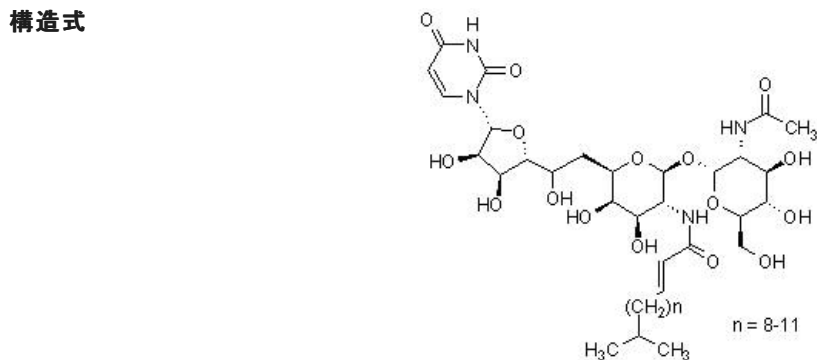
35 References **画像数 3**

製品の概要

製品名	Tunicamycin, Protein glycosylation inhibitor
製品の詳細	Antibiotic. Protein glycosylation inhibitor.
生理活性の詳細	Nucleoside antibiotic that inhibits protein glycosylation. Inhibits GlcNAc phosphotransferase (GPT) and inhibits the transfer of <i>N</i> -acetylglucosamine-1-phosphate from UDP- <i>N</i> -acetylglucosamine to dolichol phosphate in the first step of glycoprotein synthesis. Inhibits <i>N</i> -linked glycosylation and blocks the formation of <i>N</i> -glycosidic protein-carbohydrate linkages. Active <i>in vitro</i> against Gram-positive bacteria, yeasts, fungi and viruses.

特記事項	This compound is a mixture of the homologs of tunicamycin: A, B, C and D which vary in the carbon chain length (n=8 to 11)
------	--

CAS 番号	11089-65-9
--------	------------



製品の特性

分子量	844.95
分子式	C ₃₉ H ₆₄ N ₄ O ₁₆ (for tunicamycin C, n = 10)
PubChem 登録番号	16220051
保存方法	Store at +4°C. Store under desiccating conditions. The product can be stored for up to 12 months.
溶解性	Soluble in DMSO to 50 mM
使用に関する注意	Wherever possible, you should prepare and use solutions on the same day. However, if you need to make up stock solutions in advance, we recommend that you store the solution as aliquots in tightly sealed vials at -20°C. Generally, these will be useable for up to one month. Before use, and

prior to opening the vial we recommend that you allow your product to equilibrate to room temperature for at least 1 hour.

Toxic, refer to SDS for further information.

Need more advice on solubility, usage and handling? Please visit our [frequently asked questions \(FAQ\) page](#) for more details.

SMILES 線形表記

```
CC(C)CCCCCCC/C=C/C(=O)N[C@@H]1[C@H]([C@H]([C@H](O[C@H]1O[C@H]2[C@H]([C@@H]([C@H]([C@@H](O2)CO)O)O)NC(=O)C)[C@H]([C@@H]3[C@H]([C@H]([C@@H]([C@@H](O3)N4C=CC(=O)NC4=O)O)O)O)O
```

由来

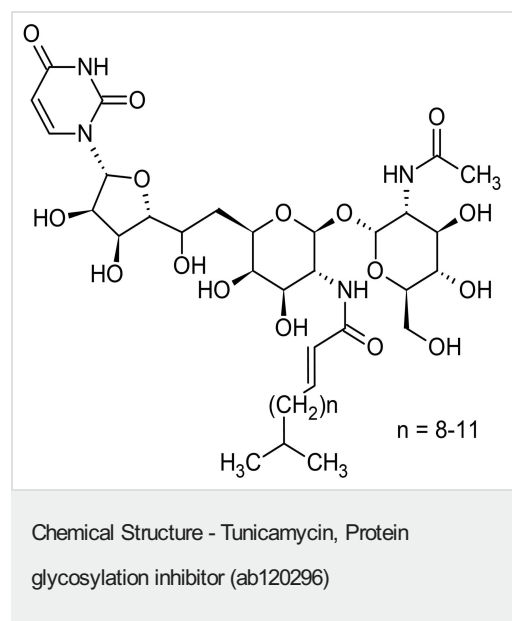
Streptomyces sp.

アプリケーション

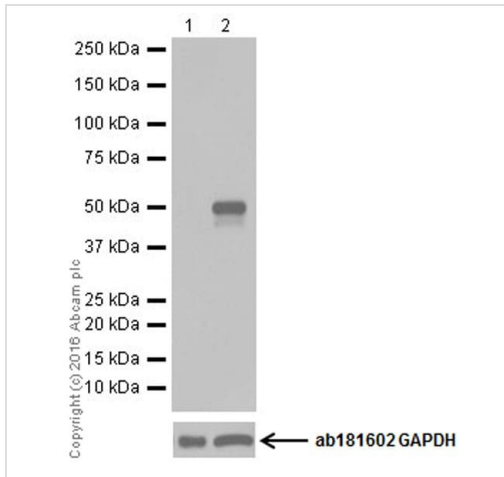
The Abpromise guarantee **Abpromise保証は、**次のテスト済みアプリケーションにおけるab120296の使用に適用されます
アプリケーションノートには、推奨の開始希釈率がありますが、適切な希釈率につきましてはご確認ください。

アプリケーション	Abreviews	特記事項
Functional Studies		Use at an assay dependent concentration.

画像



2D chemical structure image of ab120296, Tunicamycin, Protein glycosylation inhibitor



Western blot - Tunicamycin, Protein glycosylation inhibitor. (ab120296)

All lanes : Anti-ATF-4 antibody [EPR18111] ([ab184909](#)) at 1/1000 dilution

Lane 1 : Untreated HepG2 (Human liver hepatocellular carcinoma cell line) whole cell lysate (control)

Lane 2 : HepG2 (Human liver hepatocellular carcinoma cell line) treated with 5 μ M MG-132 ([ab141003](#)) and 3 μ g/ml tunicamycin (ab120296) for 6 hours whole cell lysate

Lysates/proteins at 20 μ g per lane.

Secondary

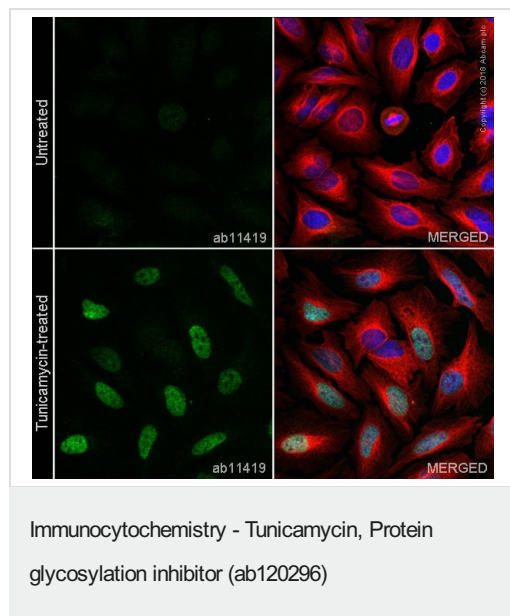
All lanes : Goat Anti-Rabbit IgG H&L (HRP) ([ab97051](#)) at 1/100000 dilution

Observed band size: 50 kDa

Exposure time: 15 seconds

Blocking/Dilution buffer: 5% NFDM/TBST.

The molecular weight observed is consistent with what has been described in the literature (PMID: 22095285).



ab11419 staining DDIT3 in HeLa (Human epithelial cell line from cervix adenocarcinoma) cells +/- Tunicamycin 1.5μM, 6 hours (ab120296).

The cells were fixed with 4% PFA (10 min), permeabilized with 0.1% Triton-X for 5 mins and then blocked with 1% BSA/10% normal goat serum/0.3M glycine in 0.1%PBS-Tween for 1h. The cells were then incubated overnight at +4°C with **ab11419** at 5μg/ml and **ab6046**, Rabbit polyclonal to beta Tubulin - Loading Control, at 1/1000 dilution. Cells were then incubated with **ab150117**, Goat Anti-Mouse IgG H&L (Alexa Fluor® 488) at 1/1000 dilution (shown in green) and **ab150084**, Goat polyclonal Secondary Antibody to Rabbit IgG - H&L (Alexa Fluor® 594) at 1/1000 dilution (shown in pseudocolor red). Nuclear DNA was labeled with DAPI (shown in blue).

Image was taken with a confocal microscope (Leica-Microsystems, TCS SP8).

Please note: All products are "FOR RESEARCH USE ONLY. NOT FOR USE IN DIAGNOSTIC PROCEDURES, NOT FOR USE IN HUMANS"

Our Abpromise to you: Quality guaranteed and expert technical support

- Replacement or refund for products not performing as stated on the datasheet
- Valid for 12 months from date of delivery
- Response to your inquiry within 24 hours
- We provide support in Chinese, English, French, German, Japanese and Spanish
- Extensive multi-media technical resources to help you
- We investigate all quality concerns to ensure our products perform to the highest standards

If the product does not perform as described on this datasheet, we will offer a refund or replacement. For full details of the Abpromise, please visit <https://www.abcam.co.jp/abpromise> or contact our technical team.

Terms and conditions

- Guarantee only valid for products bought direct from Abcam or one of our authorized distributors
- Abcam biochemicals are novel compounds and we have not tested their biological activity in house. Please use the literature to identify how to use these products effectively. If you require further assistance please contact the scientific support team