

Honokiol, anti-inflammatory and chemotherapeutic agent ab120647

画像数 3

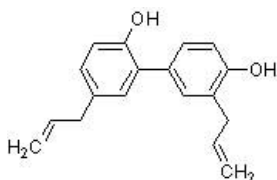
製品の概要

製品名	Honokiol, anti-inflammatory and chemotherapeutic agent
製品の詳細	Anti-inflammatory and chemotherapeutic agent
生理活性の詳細	Potent scavenger of reactive oxygen species with antiangiogenic, antitumor and anti-inflammatory properties. Mechanisms of action include inhibition of ras signalling and activation of the mitochondrial transition pore <i>via</i> cyclophilin D induction. Inhibits NF-κB signaling, upstream of VEGF. Blood-brain barrier permeable.

精製度 > 98%

CAS 番号 35354-74-6

構造式



製品の特性

体系名	5,3'-Diallyl-2,4'-dihydroxybiphenyl
分子量	266.34
分子式	C ₁₈ H ₁₈ O ₂
保存方法	Store at +4°C. Store under desiccating conditions. The product can be stored for up to 12 months.
溶解性	Soluble in DMSO to 100 mM and in ethanol to 100 mM
使用に関する注意	<p>Wherever possible, you should prepare and use solutions on the same day. However, if you need to make up stock solutions in advance, we recommend that you store the solution as aliquots in tightly sealed vials at -20°C. Generally, these will be useable for up to one month. Before use, and prior to opening the vial we recommend that you allow your product to equilibrate to room temperature for at least 1 hour.</p> <p>Refer to SDS for further information.</p> <p>Need more advice on solubility, usage and handling? Please visit our frequently asked</p>

[questions \(FAQ\) page](#) for more details.

由来

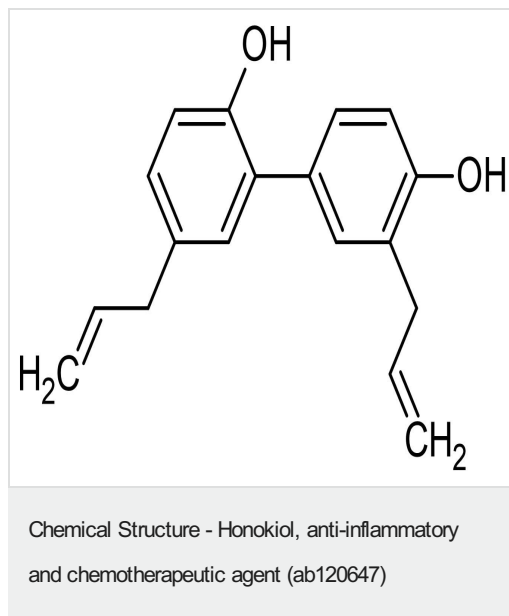
Synthetic

アプリケーション

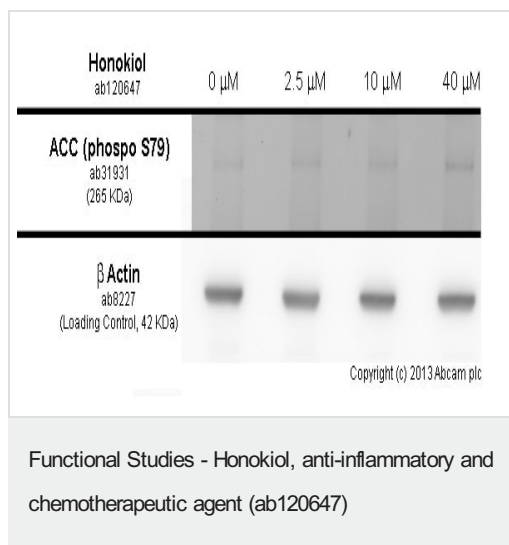
The Abpromise guarantee Abpromise保証は、次のテスト済みアプリケーションにおけるab120647の使用に適用されます
アプリケーションノートには、推奨の開始希釈率がありますが、適切な希釈率につきましてはご検討ください。

アプリケーション	Abreviews	特記事項
Functional Studies		Use at an assay dependent concentration.

画像

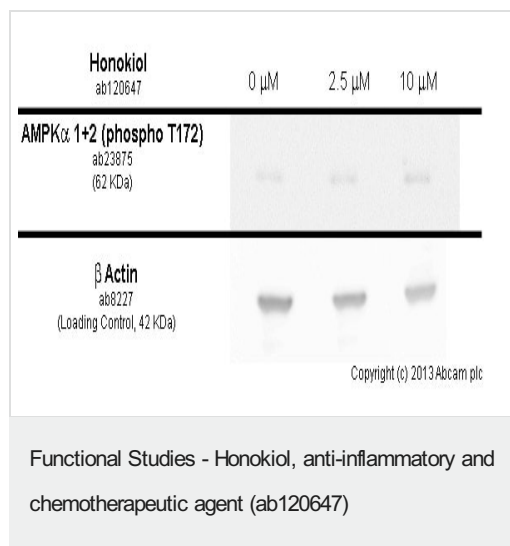


2D chemical structure image of ab120647, Honokiol, anti-inflammatory and chemotherapeutic agent



MCF7 cells were incubated at 37°C for 6h with vehicle control (0 μM) and different concentrations of honokiol(ab120647). Increased expression of acetyl coenzyme A carboxylase (phospho S79) ([ab31931](#)) in MCF7 cells correlates with an increase in honokiol concentration, as described in literature.

Whole cell lysates were prepared with RIPA buffer (containing protease inhibitors and sodium orthovanadate), 10 μg of each were loaded on the gel and the WB was run under reducing conditions. After transfer the membrane was blocked for an hour using 5% BSA before being incubated with [ab31931](#) at 1 μg/ml and [ab8227](#) at 1 μg/ml overnight at 4°C. Antibody binding was detected using an anti-rabbit antibody conjugated to HRP ([ab97051](#)) at 1/10000 dilution and visualised using ECL development solution.



MCF7 cells were incubated at 37°C for 6h with vehicle control (0 μM) and different concentrations of honokiol(ab120647). Increased expression of AMPKα 1 + AMPKα 2 (phospho T172) (**ab23875**) in MCF7 cells correlates with an increase in honokiol concentration, as described in literature.

Whole cell lysates were prepared with RIPA buffer (containing protease inhibitors and sodium orthovanadate), 10 μg of each were loaded on the gel and the WB was run under reducing conditions. After transfer the membrane was blocked for an hour using 5% BSA before being incubated with **ab23875** at 1/1000 dilution and **ab8227** at 1 μg/ml overnight at 4°C. Antibody binding was detected using an anti-rabbit antibody conjugated to HRP (**ab97051**) at 1/10000 dilution and visualised using ECL development solution.

Please note: All products are "FOR RESEARCH USE ONLY. NOT FOR USE IN DIAGNOSTIC PROCEDURES, NOT FOR USE IN HUMANS"

Our Abpromise to you: Quality guaranteed and expert technical support

- Replacement or refund for products not performing as stated on the datasheet
- Valid for 12 months from date of delivery
- Response to your inquiry within 24 hours
- We provide support in Chinese, English, French, German, Japanese and Spanish
- Extensive multi-media technical resources to help you
- We investigate all quality concerns to ensure our products perform to the highest standards

If the product does not perform as described on this datasheet, we will offer a refund or replacement. For full details of the Abpromise, please visit <https://www.abcam.co.jp/abpromise> or contact our technical team.

Terms and conditions

- Guarantee only valid for products bought direct from Abcam or one of our authorized distributors
- Abcam biochemicals are novel compounds and we have not tested their biological activity in house. Please use the literature to identify how to use these products effectively. If you require further assistance please contact the scientific support team