

### Dynole® 31-2, Negative control for Dynolereg 34-2 ab120464

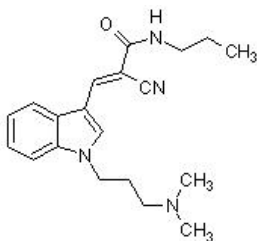
7 References 画像数 3

医薬用外劇物

#### 製品の概要

製品名	Dynole® 31-2, Negative control for Dynolereg 34-2
製品の詳細	Negative control for Dynole® 34-2
生理活性の詳細	Negative control molecule for use with Dynole® 34-2 <b>ab120463</b> . Displays no significant activity at dynamin I or II (up to 300 µM).
特記事項	Sold under exclusive licence from Children's Medical Research Institute and Newcastle Innovation Ltd. Dynole® is a trademark of Children's Medical Research Institute and Newcastle Innovation Ltd.

#### 構造式



#### 製品の特性

体系名	2-Cyano- <i>N</i> -propyl-3-[1-(3-dimethylaminopropyl)-1 <i>H</i> -indol-3-yl]acrylamide
分子量	338.45
分子式	C <sub>20</sub> H <sub>26</sub> N <sub>4</sub> O
保存方法	Store at +4°C. Store under desiccating conditions. The product can be stored for up to 12 months.
溶解性	Soluble in DMSO to 100 mM
使用に関する注意	<p>Wherever possible, you should prepare and use solutions on the same day. However, if you need to make up stock solutions in advance, we recommend that you store the solution as aliquots in tightly sealed vials at -20°C. Generally, these will be useable for up to one month. Before use, and prior to opening the vial we recommend that you allow your product to equilibrate to room temperature for at least 1 hour.</p> <p>Need more advice on solubility, usage and handling? Please visit our <a href="#">frequently asked questions (FAQ) page</a> for more details.</p>

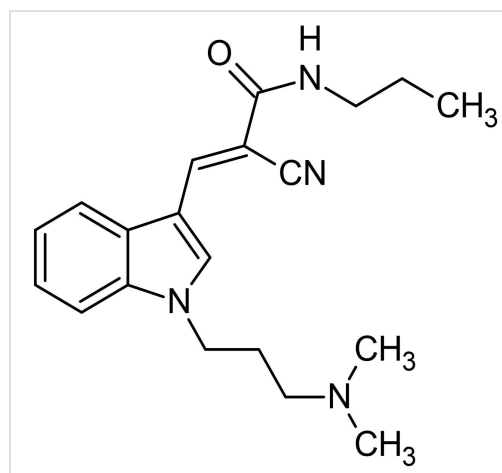
**SMILES 線形表記**
CCCNC(=O)C(C#N)=Cc2cn(CCCN(C)C)c1ccccc12
**由来**

Synthetic

**アプリケーション****The Abpromise guarantee****Abpromise保証は、**次のテスト済みアプリケーションにおけるab120464の使用に適用されます

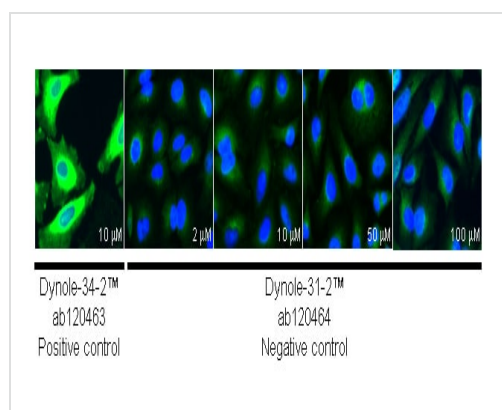
アプリケーションノートには、推奨の開始希釈率がありますが、適切な希釈率につきましてはご検討ください。

アプリケーション	Abreviews	特記事項
Functional Studies		Use at an assay dependent concentration.

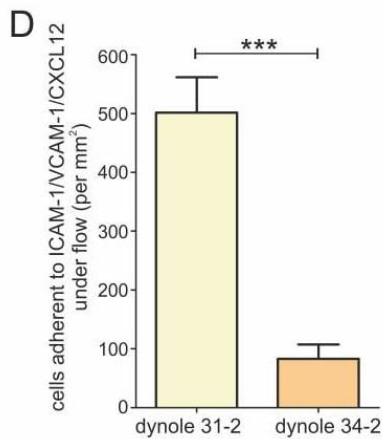
**画像**

2D chemical structure image of ab120464, Dynole® 31-2, Negative control for Dynolereg 34-2

Chemical Structure - Dynole® 31-2, Negative control for Dynole® 34-2 (ab120464)

Immunocytochemistry/ Immunofluorescence -  
Dynole® 31-2, Negative control for Dynolereg 34-2 (ab120464)**ab66705** staining PAI1 in HeLa cells treated with dynole-31-2™(ab120464), by ICC/IF. No change in PAI1 expression with increased concentration of dynole-31-2™ (negative control for dynole 34-2™ (**ab120463**), as described in literature.

The cells were incubated at 37°C for 6h in media containing different concentrations of ab120464 (dynole-31-2™) in DMSO, fixed with 100% methanol for 5 minutes at -20°C and blocked with PBS containing 10% goat serum, 0.3 M glycine, 1% BSA and 0.1% tween for 2h at room temperature. Staining of the treated cells with **ab66705** (5 µg/ml) was performed overnight at 4°C in PBS containing 1% BSA and 0.1% tween. A DyLight 488 goat anti-rabbit polyclonal antibody (**ab96899**) at 1/250 dilution was used as the secondary antibody. Nuclei were counterstained with DAPI and are shown in blue.



Functional Studies - Dynole® 31-2, Negative control  
for Dynole® 34-2 (ab120464)

Eppler et al PLoS One. 2017; 12(3): e0172443.  
Reproduced under the Creative Commons license  
<http://creativecommons.org/licenses/by/4.0/>

### Dynamin2 regulates integrin-mediated T lymphocyte adhesion under laminar flow.

End point quantification of T lymphocyte adhesion following treatment of the cells with either Dynole 31-2 as a control or Dynole 34-2 to inhibit dynamin2 activity (n = 6)

(From Figure 2D of Eppler et al).

**Please note:** All products are "FOR RESEARCH USE ONLY. NOT FOR USE IN DIAGNOSTIC PROCEDURES, NOT FOR USE IN HUMANS"

### Our Abpromise to you: Quality guaranteed and expert technical support

- Replacement or refund for products not performing as stated on the datasheet
- Valid for 12 months from date of delivery
- Response to your inquiry within 24 hours
- We provide support in Chinese, English, French, German, Japanese and Spanish
- Extensive multi-media technical resources to help you
- We investigate all quality concerns to ensure our products perform to the highest standards

If the product does not perform as described on this datasheet, we will offer a refund or replacement. For full details of the Abpromise, please visit <https://www.abcam.co.jp/abpromise> or contact our technical team.

### Terms and conditions

- Guarantee only valid for products bought direct from Abcam or one of our authorized distributors
- Abcam biochemicals are novel compounds and we have not tested their biological activity in house. Please use the literature to identify how to use these products effectively. If you require further assistance please contact the scientific support team