

D-AP5, NMDA glutamate site antagonist ab120003

267 References [画像数 4](#)

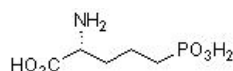
製品の概要

| | |
|---------|--|
| 製品名 | D-AP5, NMDA glutamate site antagonist |
| 製品の詳細 | NMDA glutamate site antagonist |
| 生理活性の詳細 | Competitive NMDA receptor glutamate site antagonist. More active form of DL-AP5. |
| | Also available in simple stock solutions (ab144482) - add 1 ml of water to get an exact, ready-to-use concentration. |

CAS 番号

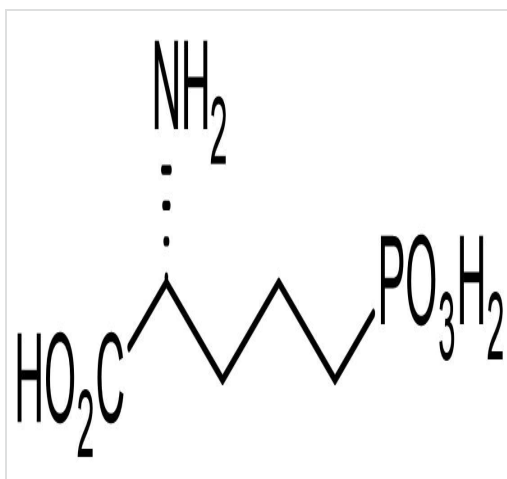
79055-68-8

構造式



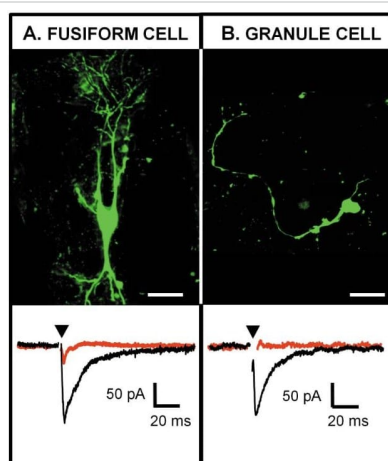
製品の特性

| | |
|--------------|--|
| 体系名 | D-(-)-2-Amino-5-phosphonopentanoic acid |
| 分子量 | 197.13 |
| 分子式 | C ₅ H ₁₂ NO ₅ P |
| PubChem 登録番号 | 135342 |
| 保存方法 | Store at +4°C. Store under desiccating conditions. The product can be stored for up to 12 months. |
| 溶解性 | Soluble in water to 100 mM |
| 使用に関する注意 | <p>Wherever possible, you should prepare and use solutions on the same day. However, if you need to make up stock solutions in advance, we recommend that you store the solution as aliquots in tightly sealed vials at -20°C. Generally, these will be useable for up to one month. Before use, and prior to opening the vial we recommend that you allow your product to equilibrate to room temperature for at least 1 hour.</p> <p>Refer to SDS for further information.</p> <p>Need more advice on solubility, usage and handling? Please visit our frequently asked questions (FAQ) page for more details.</p> |
| SMILES 線形表記 | <chem>N[C@H](CCCP(=O)(O)O)C(=O)O</chem> |
| 由来 | Synthetic |



Chemical Structure - D-AP5, NMDA glutamate site antagonist (ab120003)

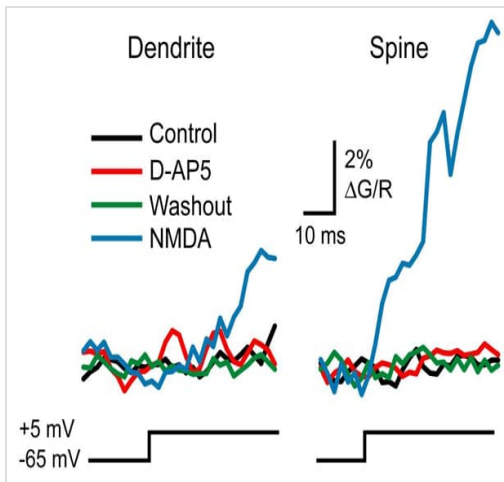
2D chemical structure image of ab120003, D-AP5, NMDA glutamate site antagonist



Cellular activation - D-AP5, NMDA glutamate site antagonist (ab120003)

Image from Barker Met al., Plos One, 7(5), e35955. Fig 1.; doi: 10.1371/journal.pone.0035955

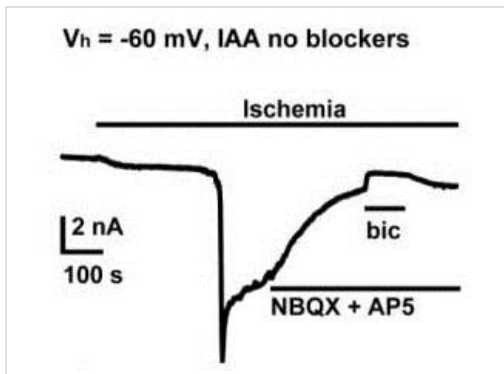
(A) Photomicrograph of a DCN fusiform cell filled with lucifer yellow (top) and whole cell voltage clamp recording of this fusiform cell while stimulating the LVN (bottom). (B) Photomicrograph of a DCN granule cell filled with lucifer yellow (top) and whole cell voltage clamp recording of this granule cell while stimulating the LVN (bottom). Both cells were held at -68 mV and the LVN was stimulated at 0.3 Hz. Glutamatergic EPSCs are represented in black and are blocked by 50 μ m D-AP5 and 10 μ m NBQX (traces in red). Each trace represents an average of 10-20 single traces. The arrowhead represents the artifact of stimulus that has been removed for clarity. Scale bar: (A) 50 μ m, (B) 20 μ m.



Functional Studies - D-AP5, NMDA glutamate site antagonist (ab120003)

Image from Herman MA et al., PLoS One. 2011;6(11):e26501. Fig 2(A); doi: 10.1371/journal.pone.0026501. Reproduced under the Creative Commons license <http://creativecommons.org/licenses/by/4.0/>

Averaged Ca^{2+} transients (500 Hz line scans) evoked by 40 ms voltage step in a dendrite (left) and spine (right) in control (black), D-AP5 (red, 10 μM), after a 10 min washout of D-AP5 (green), and in 5 μM NMDA (blue). Mibefradil (20 μM), nimodipine (20 μM) and TTX (0.5 μM) were present throughout.



Functional Studies - D-AP5, NMDA glutamate site antagonist (ab120003)

Image from Brady JD et al., Neuroscience. 2010;168(1):108-17. Fig 3.; doi: 10.1016/j.neuroscience.2010.03.009 with permission from Elsevier.

Representative voltage-clamp recording ($V_h = -60$ mV, $\text{ECI} = +8$ mV) of a Purkinje cells response to simulated ischemia and sequential block of glutamate receptors and GABAA receptors.

Please note: All products are "FOR RESEARCH USE ONLY. NOT FOR USE IN DIAGNOSTIC PROCEDURES, NOT FOR USE IN HUMANS"

Our Abpromise to you: Quality guaranteed and expert technical support

- Replacement or refund for products not performing as stated on the datasheet
- Valid for 12 months from date of delivery
- Response to your inquiry within 24 hours
- We provide support in Chinese, English, French, German, Japanese and Spanish
- Extensive multi-media technical resources to help you
- We investigate all quality concerns to ensure our products perform to the highest standards

If the product does not perform as described on this datasheet, we will offer a refund or replacement. For full details of the Abpromise,

please visit <https://www.abcam.co.jp/abpromise> or contact our technical team.

Terms and conditions

- Guarantee only valid for products bought direct from Abcam or one of our authorized distributors
- Abcam biochemicals are novel compounds and we have not tested their biological activity in house. Please use the literature to identify how to use these products effectively. If you require further assistance please contact the scientific support team