


# DNMT Activity Assay Kit (Colorimetric) ab113467

★★★★★ [2 Abreviews](#) [14 References](#) [画像数 2](#)

### 製品の概要

製品名	DNMT Activity Assay Kit (Colorimetric)
検出方法	Colorimetric
アッセイタイプ	Enzyme activity (quantitative)
全工程の試験時間	3h 45m
種交差性	交差種: Mouse, Rat, Human, Drosophila melanogaster, Plants 交差が予測される動物種: Mammals, Fungi 

### 製品の概要

DNMT Activity Quantification Kit (Colorimetric) ab113467 allows the user to colorimetrically measure DNA methyltransferase activity or inhibition at extremely fast speed on a 96-strip well microplate.

The kit is ready-to-use and provides all the essential components needed to carry out a successful DNMT activity/inhibition experiment without the need for radioactivity or any special equipment.

In the DNMT assay protocol, DNMT enzymes in a sample transfer methyl groups from Adomet to a DNMT DNA substrate coated onto microplate wells. The methylated DNA is bound with a 5-methylcytosine antibody. A secondary antibody binds the 5-methylcytosine antibody, and the enzyme-conjugated secondary antibody is detected using a chromogenic enzyme substrate.

DNMT assay protocol summary:

- add samples, positive controls, and samples with inhibitor to wells
- incubate for 90-120 min, and wash wells three times with wash buffer
- add capture antibody, incubate for 60 min, and wash wells
- add detection antibody, incubate for 30 min, and wash wells
- add enhancer solution, incubate for 30 min, and wash wells
- add developer solution, incubate for 1-10 min
- add stop solution and analyze with a microplate reader

### 特記事項

DNMT (DNA methylases) is a family of enzymes responsible for the addition of methyl groups on the cytosine ring at the 5' position of a CpG dinucleotide. The DNMT family is required for the establishment and maintenance of DNA methylation patterns.

### 試験プラットフォーム

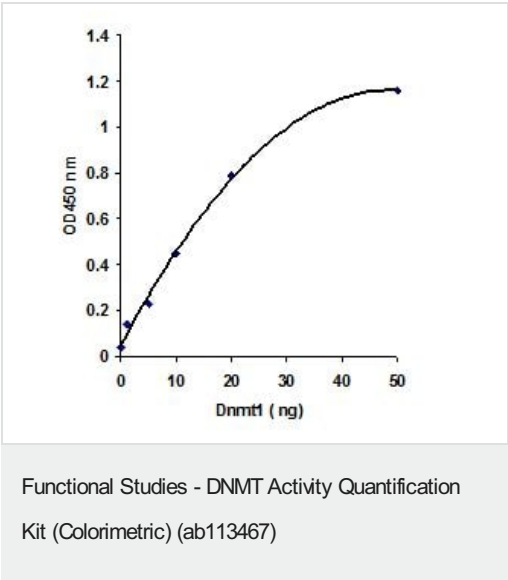
Microplate reader

製品の特性

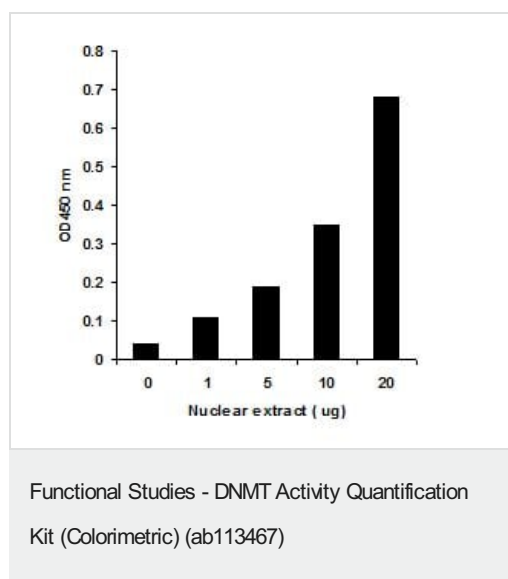
保存方法 Please refer to protocols.

内容	48 tests	96 tests
10X Wash Buffer	1 x 14ml	1 x 28ml
8-Well Assay Strips (with Frame)	6 units	12 units
Adhesive Covering Film	1 unit	1 unit
Adomet, 50X	1 x 60µl	1 x 120µl
Capture Antibody, 1000 µg/mL	1 x 5µl	1 x 10µl
Detection Antibody, 400 µg/mL	1 x 6µl	1 x 12µl
Developer Solution	1 x 5ml	1 x 10ml
DNMT Assay Buffer	1 x 4ml	1 x 8ml
DNMT Enzyme Control, 50 µg/mL	1 x 6µl	1 x 12µl
Enhancer Solution	1 x 6µl	1 x 12µl
Stop Solution	1 x 5ml	1 x 10ml

画像



Demonstration of high sensitivity and specificity of the DNMT activity/inhibition assay achieved by using recombinant DNMT1 with ab113467.



Demonstration of high sensitivity and specificity of the DNMT activity assay achieved by using nuclear extracts with ab113467. Nuclear extracts were prepared from MCF-7 cells using [ab113474](#).

**Please note:** All products are "FOR RESEARCH USE ONLY. NOT FOR USE IN DIAGNOSTIC PROCEDURES"

### Our Abpromise to you: Quality guaranteed and expert technical support

- Replacement or refund for products not performing as stated on the datasheet
- Valid for 12 months from date of delivery
- Response to your inquiry within 24 hours
- We provide support in Chinese, English, French, German, Japanese and Spanish
- Extensive multi-media technical resources to help you
- We investigate all quality concerns to ensure our products perform to the highest standards

If the product does not perform as described on this datasheet, we will offer a refund or replacement. For full details of the Abpromise, please visit <https://www.abcam.co.jp/abpromise> or contact our technical team.

### Terms and conditions

- Guarantee only valid for products bought direct from Abcam or one of our authorized distributors