abcam

Product datasheet

Human Osteoprotegerin ELISA Kit ab100617

15 References 画像数 4

製品の概要

製品名	Human Osteoprotegerin ELISA Kit
検出方法	Colorimetric
サンプルの種類	Cell culture supernatant, Serum, Plasma, Cell Lysate
アッセイタイプ	Sandwich (quantitative)
検出感度	< 1 pg/ml
検出範囲	1.23 pg/ml - 900 pg/ml
添加回収試験	100 %

特定サンプルでの回収試験

サンプルの種類	平均 %	測定範囲
Cell culture supernatant	99.75	89% - 108%
Serum	99.85	89% - 108%
Plasma	102.45	90% - 109%

ステップ	Multiple steps standard assay
種交差性	**交差種:** Human
製品の概要	Abcam's Osteoprotegerin Human ELISA (Enzyme-Linked Immunosorbent Assay) kit is an *in vitro* enzyme-linked immunosorbent assay for the quantitative measurement of Human Osteoprotegerin in serum, plasma, and cell culture supernatants. This assay employs an antibody specific for Human Osteoprotegerin coated on a 96-well plate. Standards and samples are pipetted into the wells and Osteoprotegerin present in a sample is bound to the wells by the immobilized antibody. The wells are washed and biotinylated anti-Human Osteoprotegerin antibody is added. After washing away unbound biotinylated antibody, HRP-conjugated streptavidin is pipetted to the wells. The wells are again washed, a TMB substrate solution is added to the wells and color develops in proportion to the amount of Osteoprotegerin bound. The Stop Solution changes the color from blue to yellow, and the intensity of the color is measured at 450 nm. Get results in 90 minutes with Human Osteoprotegerin ELISA Kit (**ab189580**) from our

SimpleStep ELISA® range.

Produced using a non-baculovirus expression system.

特記事項

Optimization may be required with urine samples.

We recommend preparing serum-free or low-serum medium samples, as serum tends to contain cytokines which may produce significant background signals. If it is necessary to test serum-containing medium, we recommend also running an uncultured media blank to assess baseline signals. This baseline can then be subtracted from the cultured media sample data.

試験プラットフォーム

Microplate

製品の特性

保存方法

Store at -20°C. Please refer to protocols.

内容	1 x 96 tests
20X Wash Buffer	1 x 25ml
5X Assay Diluent B	1 x 15ml
500X HRP-Streptavidin Concentrate	1 x 200µl
Assay Diluent A	1 x 30ml
Biotinylated anti-Human Osteoprotegerin	2 vials
Osteoprotegerin Microplate (12 x 8 wells)	1 unit
Recombinant Human Osteoprotegerin Standard (lyophilized)	2 vials
Stop Solution	1 x 8ml
TMB One-Step Substrate Reagent	1 x 12ml

機能

Acts as decoy receptor for RANKL and thereby neutralizes its function in osteoclastogenesis. Inhibits the activation of osteoclasts and promotes osteoclast apoptosis in vitro. Bone homeostasis seems to depend on the local RANKL/OPG ratio. May also play a role in preventing arterial calcification. May act as decoy receptor for TRAIL and protect against apoptosis. TRAIL binding blocks the inhibition of osteoclastogenesis.

組織特異性

Highly expressed in adult lung, heart, kidney, liver, spleen, thymus, prostate, ovary, small intestine, thyroid, lymph node, trachea, adrenal gland, testis, and bone marrow. Detected at very low levels in brain, placenta and skeletal muscle. Highly expressed in fetal kidney, liver and lung.

関連疾患

Defects in TNFRSF11B are the cause of juvenile Paget disease (JPD) [MIM:239000]; also known as hyperostosis corticalis deformans juvenilis or hereditary hyperphosphatasia or chronic congenital idiopathic hyperphosphatasia. JPD is a rare autosomal recessive osteopathy that presents in infancy or early childhood. The disorder is characterized by rapidly remodeling woven bone, osteopenia, debilitating fractures, and deformities due to a markedly accelerated rate of bone remodeling throughout the skeleton. Approximately 40 cases of JPD have been reported worldwide. Unless it is treated with drugs that block osteoclast-mediated skeletal resorption, the disease can be fatal.

配列類似性	Contains 2 death domains. Contains 4 TNFR-Cys repeats.
翻訳後修飾	N-glycosylated. Contains sialic acid residues. The N-terminus is blocked.
細胞内局在	Secreted.

画像

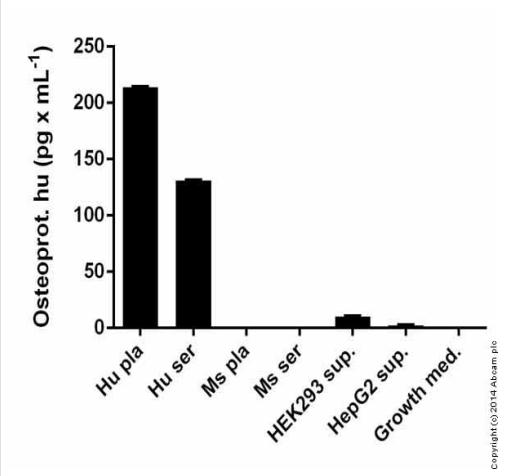

Osteoprotegerin Human ELISA Kit - ab100617

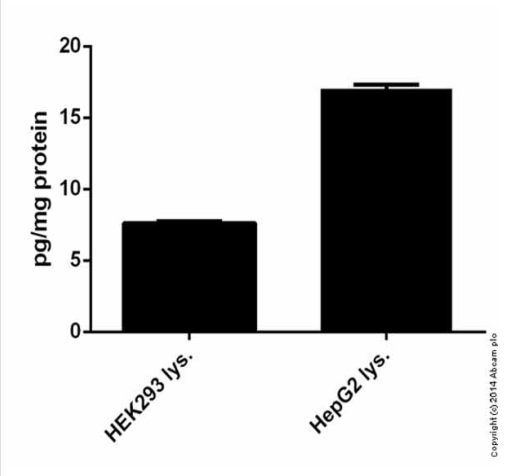

Osteoprotegerin Human ELISA Kit -ab100617

Osteoprotegerin measured in cell lysates showing quantity (pg) per mg of tested sample

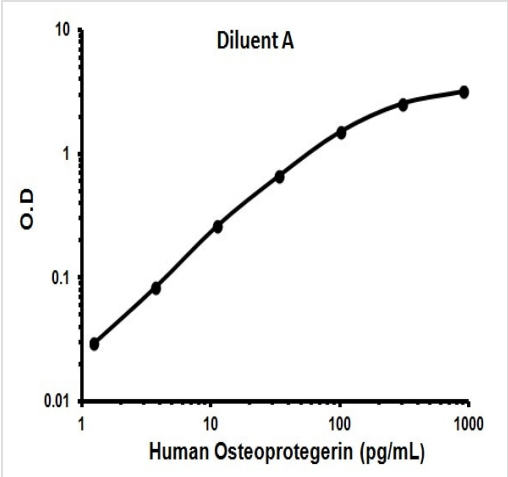

Typical Standard Curve

Representative Standard Curve using ab100617.

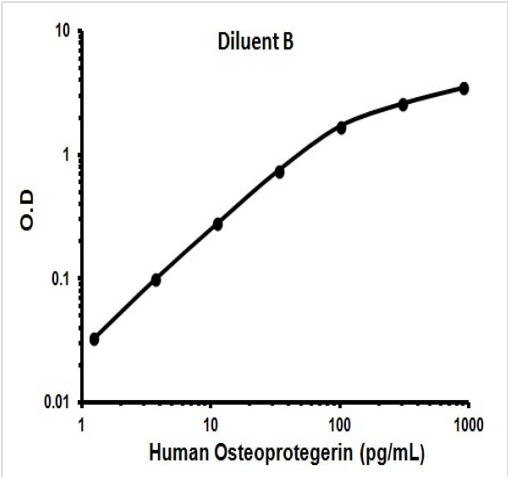

Typical Standard Curve

Representative Standard Curve using ab100617.

Please note: All products are "FOR RESEARCH USE ONLY. NOT FOR USE IN DIAGNOSTIC PROCEDURES"

Our Abpromise to you: Quality guaranteed and expert technical support

- Replacement or refund for products not performing as stated on the datasheet
- Valid for 12 months from date of delivery
- Response to your inquiry within 24 hours
- We provide support in Chinese, English, French, German, Japanese and Spanish

- Extensive multi-media technical resources to help you
- We investigate all quality concerns to ensure our products perform to the highest standards

If the product does not perform as described on this datasheet, we will offer a refund or replacement. For full details of the Abpromise, please visit **https://www.abcam.co.jp/abpromise** or contact our technical team.

Terms and conditions

- Guarantee only valid for products bought direct from Abcam or one of our authorized distributors