

Product datasheet

Anti-glutathione S transferase Omega 1 antibody ab88604

★★★★★ 1 Abreviews [画像数 6](#)

製品の概要

製品名	Anti-glutathione S transferase Omega 1 antibody
製品の詳細	Mouse polyclonal to glutathione S transferase Omega 1
由来種	Mouse
アプリケーション	適用あり: WB, ICC/IF
種交差性	交差種: Mouse, Rat, Human
免疫原	Full length Human protein, corresponding to amino acids 1-241 of glutathione S transferase Omega 1 (NP_004823.1)
ポジティブ・コントロール	WB: lysate from HeLa, PC-12, Jurkat or NIH 3T3 cells. ICC/IF: HeLa cells.

製品の特性

製品の状態	Liquid
保存方法	Shipped at 4°C. Upon delivery aliquot and store at -20°C or -80°C. Avoid repeated freeze / thaw cycles.
バッファー	pH: 7.20 Constituent: 2.68% PBS
精製度	Protein A purified
ポリ/モノ	ポリクローナル
アイソタイプ	IgG

アプリケーション

Our [Abpromise guarantee](#) covers the use of **ab88604** in the following tested applications.

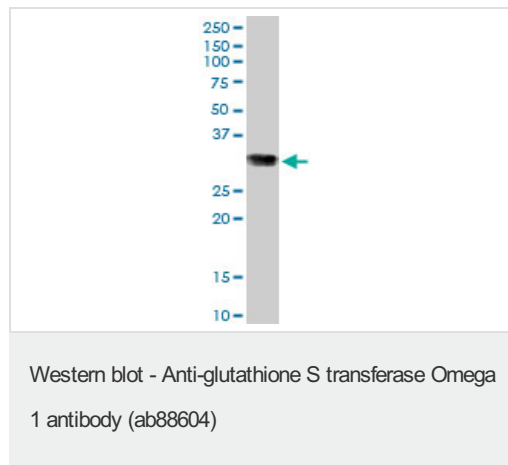
The application notes include recommended starting dilutions; optimal dilutions/concentrations should be determined by the end user.

アプリケーション	Abreviews	特記事項
WB		Use a concentration of 1 µg/ml. Predicted molecular weight: 28 kDa.
ICC/IF	★★★★★	Use a concentration of 10 µg/ml.

ターゲット情報

機能	Exhibits glutathione-dependent thiol transferase and dehydroascorbate reductase activities. Has S-(phenacyl)glutathione reductase activity. Has also glutathione S-transferase activity. Participates in the biotransformation of inorganic arsenic and reduces monomethylarsonic acid (MMA) and dimethylarsonic acid.
組織特異性	Ubiquitous. Highest expression in liver, pancreas, skeletal muscle, spleen, thymus, colon, blood leukocyte and heart. Lowest expression in brain, placenta and lung.
配列類似性	Belongs to the GST superfamily. Omega family. Contains 1 GST C-terminal domain. Contains 1 GST N-terminal domain.
細胞内局在	Cytoplasm > cytosol.

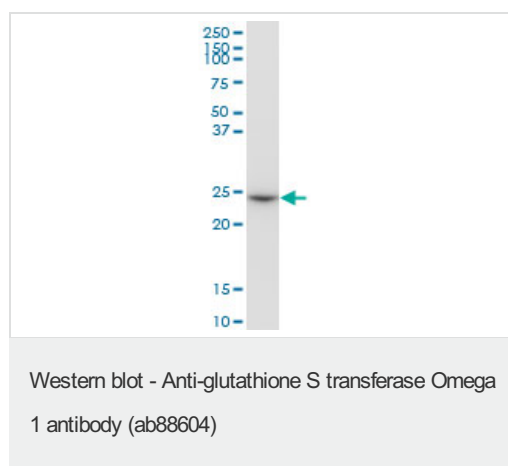
画像



Anti-glutathione S transferase Omega 1 antibody (ab88604) at 1 µg/ml + HeLa cell lysate at 50 µg

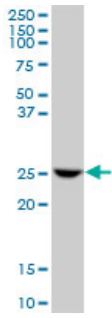
Developed using the ECL technique.

Predicted band size: 28 kDa



Anti-glutathione S transferase Omega 1 antibody (ab88604) at 1 µg/ml + PC-12 cell lysate at 50 µg


Predicted band size: 28 kDa



Western blot - Anti-glutathione S transferase Omega 1 antibody (ab88604)

Anti-glutathione S transferase Omega 1 antibody (ab88604) at 1 $\mu\text{g/ml}$ + Jurkat cell lysate at 50 μg

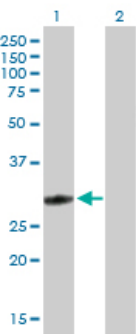
Predicted band size: 28 kDa



Western blot - Anti-glutathione S transferase Omega 1 antibody (ab88604)

Anti-glutathione S transferase Omega 1 antibody (ab88604) at 1 $\mu\text{g/ml}$ + NIH 3T3 cell lysate at 50 μg

Predicted band size: 28 kDa



Western blot - Anti-glutathione S transferase Omega 1 antibody (ab88604)

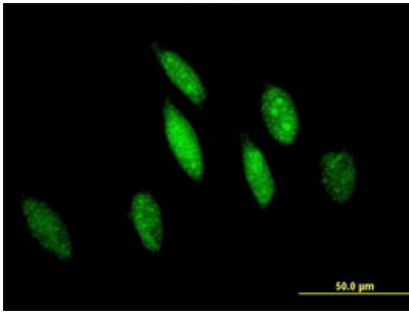
All lanes : Anti-glutathione S transferase Omega 1 antibody (ab88604) at 1 $\mu\text{g/ml}$

Lane 1 : Glutathione S transferase Omega 1 transfected 293T cell lysate

Lane 2 : Non-transfected 293T cell lysate

Lysates/proteins at 25 μg per lane.

Predicted band size: 28 kDa



ab88604 at 10µg/ml staining glutathione S transferase Omega 1 in HeLa cells by immunofluorescence.

Immunocytochemistry/ Immunofluorescence - Anti-glutathione S transferase Omega 1 antibody (ab88604)

Please note: All products are "FOR RESEARCH USE ONLY AND ARE NOT INTENDED FOR DIAGNOSTIC OR THERAPEUTIC USE"

Our Abpromise to you: Quality guaranteed and expert technical support

- Replacement or refund for products not performing as stated on the datasheet
- Valid for 12 months from date of delivery
- Response to your inquiry within 24 hours
- We provide support in Chinese, English, French, German, Japanese and Spanish
- Extensive multi-media technical resources to help you
- We investigate all quality concerns to ensure our products perform to the highest standards

If the product does not perform as described on this datasheet, we will offer a refund or replacement. For full details of the Abpromise, please visit <https://www.abcam.co.jp/abpromise> or contact our technical team.

Terms and conditions

- Guarantee only valid for products bought direct from Abcam or one of our authorized distributors