abcam

Product datasheet

Anti-ANGPTL3 antibody [EPR7319] ab126718

リコンビナント RabMAb

2 References 画像数 3

製品の概要

製品名	Anti-ANGPTL3 antibody [EPR7319]
製品の詳細	Rabbit monoclonal [EPR7319] to ANGPTL3
由来種	Rabbit
アプリケーション	**適用あり:** WB **適用なし:** Flow Cyt,IHC-P or IP
種交差性	**交差種:** Mouse, Rat, Human
免疫原	Synthetic peptide within Human ANGPTL3 aa 50-150. The exact sequence is proprietary. Database link: **Q9Y5C1**
ポジティブ・コントロール	293T lysates Mouse liver lysates Rat liver lysates A375 lysates HepG2 lysates
特記事項	This product is a recombinant monoclonal antibody, which offers several advantages including: - High batch-to-batch consistency and reproducibility - Improved sensitivity and specificity - Long-term security of supply - Animal-free production For more information **see here**. Our RabMAb® technology is a patented hybridoma-based technology for making rabbit monoclonal antibodies. For details on our patents, please refer to **RabMAb® patents**.

製品の特性

製品の状態	Liquid
保存方法	Shipped at 4°C. Store at -20°C. Stable for 12 months at -20°C.
解離定数（K_D 値）	$K_D = 8.00 \times 10^{-11}$ M

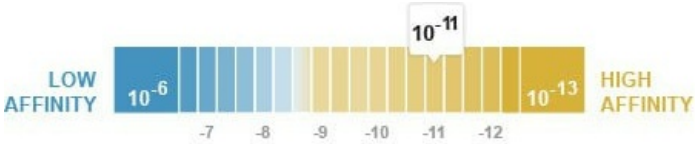

Learn more about K_D

バッファー	pH: 7.20 Preservative: 0.01% Sodium azide

	Constituents: 9% PBS, 40% Glycerol (glycerin, glycerine), 0.05% BSA, 50% Tissue culture supernatant
精製度	Protein A purified
ポリ/モノ	モノクローナル
クローン名	EPR7319
アイソタイプ	IgG

アプリケーション

The Abpromise guarantee **Abpromise保証は、** 次のテスト済みアプリケーションにおけるab126718の使用に適用されます

アプリケーションノートには、推奨の開始希釈率がありますが、適切な希釈率につきましてはご検討ください。

アプリケーション	Abreviews	特記事項
WB		1/1000 - 1/10000. Predicted molecular weight: 54 kDa.

追加情報	Is unsuitable for Flow Cyt,IHC-P or IP.

ターゲット情報

組織特異性	Expressed principally in liver. Weakly expressed in kidney.
配列類似性	Contains 1 fibrinogen C-terminal domain.
細胞内局在	Secreted.

画像

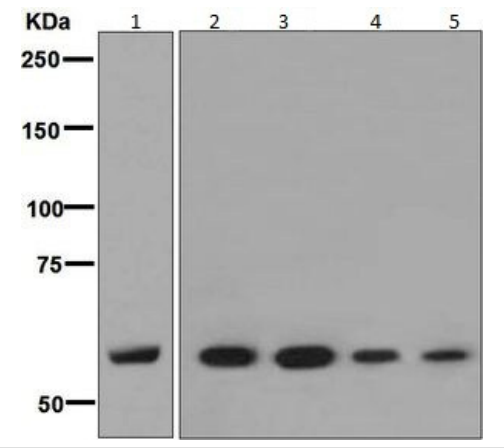

Western blot - Anti-ANGPTL3 antibody [EPR7319] (ab126718)

All lanes : Anti-ANGPTL3 antibody [EPR7319] (ab126718) at 1/1000 dilution

Lane 1 : 293T lysates
Lane 2 : Mouse liver lysates
Lane 3 : Rat liver lysates
Lane 4 : A375 lysates
Lane 5 : HepG2 lysates

Predicted band size: 54 kDa

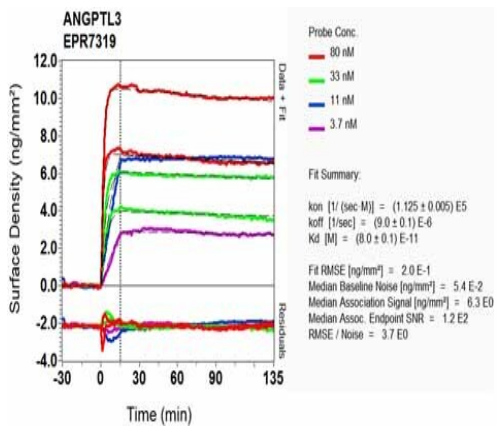

OI-RD Scanning - Anti-ANGPTL3 antibody [EPR7319] (ab126718)

Equilibrium disassociation constant (K_D)

Learn more about K_D

Click here to learn more about K_D

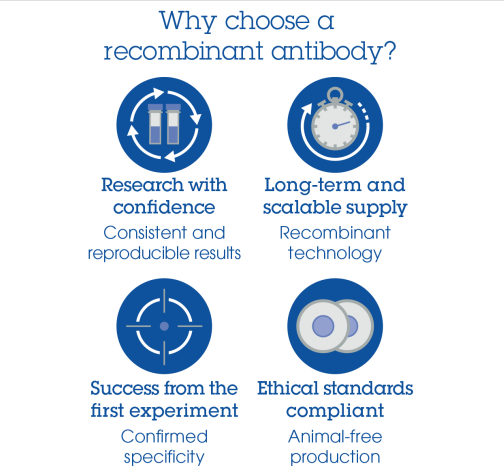

Anti-ANGPTL3 antibody [EPR7319] (ab126718)

Please note: All products are "FOR RESEARCH USE ONLY. NOT FOR USE IN DIAGNOSTIC PROCEDURES"

Our Abpromise to you: Quality guaranteed and expert technical support

- Replacement or refund for products not performing as stated on the datasheet
- Valid for 12 months from date of delivery
- Response to your inquiry within 24 hours

- We provide support in Chinese, English, French, German, Japanese and Spanish
- Extensive multi-media technical resources to help you
- We investigate all quality concerns to ensure our products perform to the highest standards

If the product does not perform as described on this datasheet, we will offer a refund or replacement. For full details of the Abpromise, please visit **https://www.abcam.co.jp/abpromise** or contact our technical team.

Terms and conditions

- Guarantee only valid for products bought direct from Abcam or one of our authorized distributors