

Product datasheet

Anti-LHX5 antibody ab88185

画像数 6

製品の概要

製品名	Anti-LHX5 antibody
製品の詳細	Mouse monoclonal to LHX5
由来種	Mouse
アプリケーション	適用あり: WB, ELISA, ICC/IF
種交差性	交差種: Human 交差が予測される動物種: Mouse, Rat, Cow, Xenopus laevis, Zebrafish
免疫原	Recombinant fragment: CTDRSLSPDL QDALQDDPK E TDNSTSSDKE TANNENEEQN SGTKRRGPRT TIKAKQLETL KAAFAATPKP TRHIREQLAQ ETGLNMRVIQ VWFQNRRSKE, corresponding to amino acids 136-235 of Human LHX5 (NP_071758) with a proprietary tag. Run BLAST with ExPASy Run BLAST with NCBI
ポジティブ・コントロール	Partial recombinant tagged LHX5 protein. 293, MES-SA/DX5, Y-79, and Jurkat cell lysates. HeLa cells.

製品の特性

製品の状態	Liquid
保存方法	Shipped at 4°C. Upon delivery aliquot and store at -20°C or -80°C. Avoid repeated freeze / thaw cycles.
バッファー	Preservative: None Constituents: 1X PBS, pH 7.2
精製度	Protein A purified
ポリ/モノ	モノクローナル
アイソタイプ	IgG2a
軽鎖の種類	kappa

アプリケーション

Our [Abpromise guarantee](#) covers the use of **ab88185** in the following tested applications.


The application notes include recommended starting dilutions; optimal dilutions/concentrations should be determined by the end user.

アプリケーション	Abreviews	特記事項
WB		Use a concentration of 1 - 5 µg/ml. Predicted molecular weight: 44 kDa.
ELISA		Use at an assay dependent dilution. Detection limit for recombinant tagged LHX5 is approximately 3ng/ml when used as a capture antibody.
ICC/IF		Use a concentration of 10 µg/ml.

ターゲット情報

機能	Plays an essential role in the regulation of neuronal differentiation and migration during development of the central nervous system.
組織特異性	Expressed in fetal brain and in various regions of the adult central nervous system including the spinal cord, the thalamus, and the cerebellum.
配列類似性	Contains 1 homeobox DNA-binding domain. Contains 2 LIM zinc-binding domains.
細胞内局在	Nucleus.

画像



Western blot - Anti-LHX5 antibody (ab88185)

Anti-LHX5 antibody (ab88185) at 1 µg/ml +
Partial recombinant tagged LHX5
(Immunogen) at 0.1 µg

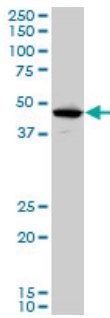
Secondary

Goat Anti-Mouse IgG (H&L)-HRP Conjugate at
1/5000 dilution

Predicted band size: 44 kDa

Observed band size: 37 kDa

Western blot against tagged recombinant
protein immunogen. Predicted band size of
immunogen is 37 kDa.



Western blot - Anti-LHX5 antibody (ab88185)

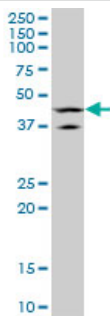
Anti-LHX5 antibody (ab88185) at 1 μ g/ml +
293 cell lysate at 25 μ g

Secondary

Goat Anti-Mouse IgG (H&L)-HRP Conjugate at
1/2500 dilution

Predicted band size: 44 kDa

Observed band size: 44 kDa



Western blot - Anti-LHX5 antibody (ab88185)

Anti-LHX5 antibody (ab88185) at 1 μ g/ml +
MES-SA/Dx5 cell lysate at 25 μ g

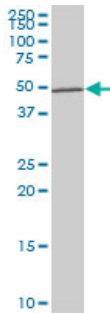
Secondary

Goat Anti-Mouse IgG (H&L)-HRP Conjugate at
1/2500 dilution

Predicted band size: 44 kDa

Observed band size: 44 kDa

Additional bands at: 37 kDa. We are unsure
as to the identity of these extra bands.



Western blot - Anti-LHX5 antibody (ab88185)


Anti-LHX5 antibody (ab88185) at 1 μ g/ml + Y-
79 cell lysate at 25 μ g

Secondary

Goat Anti-Mouse IgG (H&L)-HRP Conjugate at
1/2500 dilution

Predicted band size: 44 kDa

Observed band size: 48 kDa



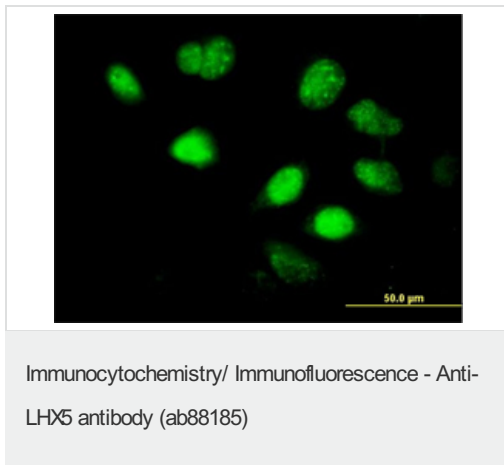
Anti-LHX5 antibody (ab88185) at 1 µg/ml +
Jurkat cell lysate at 25 µg

Secondary

Goat Anti-Mouse IgG (H&L)-HRP Conjugate at
1/2500 dilution

Predicted band size: 44 kDa

Observed band size: 44 kDa



ab88185, at 10 µg/ml, staining LHX5 in permeabilised, paraformaldehyde fixed HeLa cells by immunofluorescence.

Please note: All products are "FOR RESEARCH USE ONLY AND ARE NOT INTENDED FOR DIAGNOSTIC OR THERAPEUTIC USE"

Our Abpromise to you: Quality guaranteed and expert technical support

- Replacement or refund for products not performing as stated on the datasheet
- Valid for 12 months from date of delivery
- Response to your inquiry within 24 hours
- We provide support in Chinese, English, French, German, Japanese and Spanish
- Extensive multi-media technical resources to help you
- We investigate all quality concerns to ensure our products perform to the highest standards

If the product does not perform as described on this datasheet, we will offer a refund or replacement. For full details of the Abpromise, please visit <https://www.abcam.co.jp/abpromise> or contact our technical team.

Terms and conditions

- Guarantee only valid for products bought direct from Abcam or one of our authorized distributors