

Product datasheet

Anti-JNK2 antibody ab88076

画像数 5

製品の概要

製品名	Anti-JNK2 antibody
製品の詳細	Mouse monoclonal to JNK2
由来種	Mouse
アプリケーション	適用あり: WB, ELISA, ICC/IF
種交差性	交差種: Human
免疫原	Recombinant fragment, corresponding to amino acids 321-424 of Human JNK2, with a 26kDa tag. AAH32539.
ポジティブ・コントロール	Recombinant protein, HeLa cell lysate and HeLa cells.

製品の特性

製品の状態	Liquid
保存方法	Shipped at 4°C. Upon delivery aliquot and store at -20°C or -80°C. Avoid repeated freeze / thaw cycles.
バッファー	Preservative: None Constituents: 1X PBS, pH 7.2
精製度	Protein A purified
ポリ/モノ	モノクローナル
アイソタイプ	IgG1
軽鎖の種類	lambda

アプリケーション

Our [Abpromise guarantee](#) covers the use of **ab88076** in the following tested applications.

The application notes include recommended starting dilutions; optimal dilutions/concentrations should be determined by the end user.


アプリケーション	Abreviews	特記事項
WB		Use a concentration of 1 - 5 µg/ml. Predicted molecular weight: 48 kDa.
ELISA		Use at an assay dependent dilution.

アプリケーション	Abreviews	特記事項
ICC/IF		Use a concentration of 10 µg/ml.

ターゲット情報

機能	<p>Responds to activation by environmental stress and pro-inflammatory cytokines by phosphorylating a number of transcription factors, primarily components of AP-1 such as c-Jun and ATF2 and thus regulates AP-1 transcriptional activity. In T-cells, JNK1 and JNK2 are required for polarized differentiation of T-helper cells into Th1 cells.</p> <p>JNK2 isoforms display different binding patterns: alpha-1 and alpha-2 preferentially bind to c-Jun, whereas beta-1 and beta-2 bind to ATF2. However, there is no correlation between binding and phosphorylation, which is achieved at about the same efficiency by all isoforms. JUNB is not a substrate for JNK2 alpha-2, and JUND binds only weakly to it.</p>
配列類似性	<p>Belongs to the protein kinase superfamily. CMGC Ser/Thr protein kinase family. MAP kinase subfamily.</p> <p>Contains 1 protein kinase domain.</p>
ドメイン	<p>The TXY motif contains the threonine and tyrosine residues whose phosphorylation activates the MAP kinases.</p>
翻訳後修飾	<p>Dually phosphorylated on Thr-183 and Tyr-185, which activates the enzyme. Autophosphorylated in vitro.</p>

画像



Anti-JNK2 antibody (ab88076) at 5 µg/ml + recombinant protein (immunogen) at 0.2 µg

Secondary

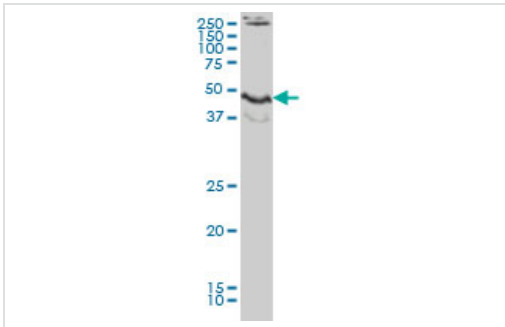
Goat anti-mouse IgG (H&L)-HRP conjugate at 1/5000 dilution

Predicted band size: 48 kDa

Observed band size: 37 kDa

[why is the actual band size different from the predicted?](#)

The observed band size may not correspond to the predicted protein molecular weight as the immunogen (recombinant fragment) was used for the test lane.



Western blot - Anti-JNK2 antibody (ab88076)

Anti-JNK2 antibody (ab88076) at 5 µg/ml + Jurkat cell lysate at 25 µg

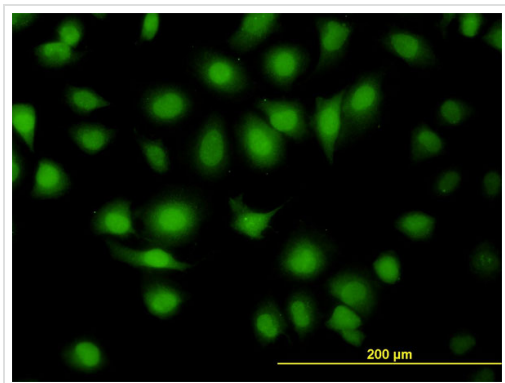
Secondary

Goat anti-mouse IgG (H&L)-HRP conjugate at 1/2500 dilution

Predicted band size: 48 kDa

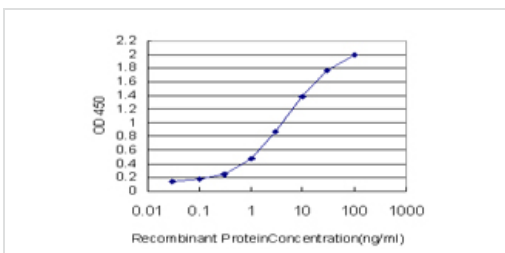
Observed band size: 48 kDa

Additional bands at: 250 kDa, 37 kDa. We are unsure as to the identity of these extra bands.



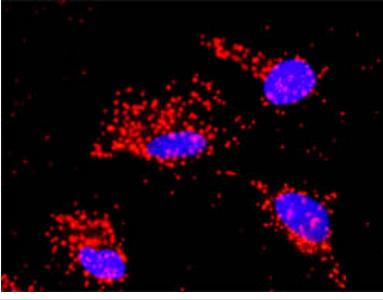
Immunocytochemistry/ Immunofluorescence - Anti-JNK2 antibody (ab88076)

ab88076 at 10µg/ml staining JNK2 in HeLa cells.



ELISA - Anti-JNK2 antibody (ab88076)

Detection limit for ab88076 is approximately 0.03ng/ml as a capture antibody.



Functional Studies - Anti-JNK2 antibody (ab88076)

Proximity Ligation Analysis (PLA) of protein-protein interactions between TRAF2 and JNK2 HeLa cells were stained with anti-TRAF2 rabbit purified polyclonal 1/1200 and ab88076 1/50. Signals were detected by Duolink® 30 Detection Kit 613(red), and nuclei were counterstained with DAPI (blue). Each red dot represents the detection of protein-protein interaction complex.

Please note: All products are "FOR RESEARCH USE ONLY AND ARE NOT INTENDED FOR DIAGNOSTIC OR THERAPEUTIC USE"

Our Abpromise to you: Quality guaranteed and expert technical support

- Replacement or refund for products not performing as stated on the datasheet
- Valid for 12 months from date of delivery
- Response to your inquiry within 24 hours
- We provide support in Chinese, English, French, German, Japanese and Spanish
- Extensive multi-media technical resources to help you
- We investigate all quality concerns to ensure our products perform to the highest standards

If the product does not perform as described on this datasheet, we will offer a refund or replacement. For full details of the Abpromise, please visit <https://www.abcam.co.jp/abpromise> or contact our technical team.

Terms and conditions

- Guarantee only valid for products bought direct from Abcam or one of our authorized distributors