

Product datasheet

Anti-MC4 Receptor antibody ab75506

★★★★☆ 2 Abreviews 1 References 画像数 3

製品の概要

製品名	Anti-MC4 Receptor antibody
製品の詳細	Rabbit polyclonal to MC4 Receptor
由来種	Rabbit
特異性	This antibody detects endogenous levels of total MC4 Receptor protein.
アプリケーション	適用あり: ICC/IF, IHC-P, WB, ELISA
種交差性	交差種: Human 交差が予測される動物種: Mouse, Rat ▲
免疫原	A synthesized peptide derived from an internal region of human MC4 Receptor
ポジティブ・コントロール	Extracts from MCF-7 cells This antibody gave a positive result when used in the following formaldehyde fixed cell lines: U-87 MG.

製品の特性

製品の状態	Liquid
保存方法	Shipped at 4°C. Upon delivery aliquot and store at -20°C. Avoid freeze / thaw cycles.
バッファー	Preservative: 0.02% Sodium Azide Constituents: 50% Glycerol, PBS (without Mg ²⁺ and Ca ²⁺), 150mM Sodium chloride, pH 7.4
精製度	Immunogen affinity purified
ポリ/モノ	ポリクローナル
アイソタイプ	IgG

アプリケーション

Our [Abpromise guarantee](#) covers the use of **ab75506** in the following tested applications.

The application notes include recommended starting dilutions; optimal dilutions/concentrations should be determined by the end user.

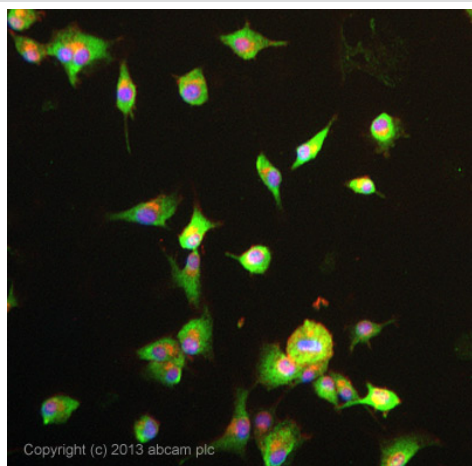
アプリケーション	Abreviews	特記事項
ICC/IF		Use a concentration of 5 µg/ml.

アプリケーション	Abreviews	特記事項
IHC-P	★★★★☆	1/1000. Perform heat mediated antigen retrieval with citrate buffer pH 6 before commencing with IHC staining protocol.
WB		1/500 - 1/1000. Predicted molecular weight: 37 kDa.
ELISA		1/40000.

ターゲット情報


機能	Receptor specific to the heptapeptide core common to adrenocorticotrophic hormone and alpha-, beta-, and gamma-MSH. This receptor is mediated by G proteins that stimulate adenylyl cyclase.
組織特異性	Brain, placental, and gut tissues.
関連疾患	Defects in MC4R are a cause of obesity (OBESITY) [MIM:601665]. It is a condition characterized by an increase of body weight beyond the limitation of skeletal and physical requirements, as the result of excessive accumulation of body fat.
配列類似性	Belongs to the G-protein coupled receptor 1 family.
細胞内局在	Cell membrane.

画像



Immunocytochemistry/ Immunofluorescence - Anti-MC4 Receptor antibody (ab75506)

ab75506 stained U-87 MG cells. The cells were 4% formaldehyde fixed (10 min) and then incubated in 1%BSA / 10% normal goat serum / 0.3M glycine in 0.1% PBS-Tween for 1h to permeabilise the cells and block non-specific protein-protein interactions. The cells were then incubated with the antibody ab75506 at 5µg/ml overnight at +4°C. The secondary antibody (green) was DyLight® 488 goat anti- rabbit ([ab96899](#)) IgG (H+L) used at a 1/250 dilution for 1h. Alexa Fluor® 594 WGA was used to label plasma membranes (red) at a 1/200 dilution for 1h. DAPI was used to stain the cell nuclei (blue) at a concentration of 1.43µM.



Western blot - Anti-MC4 Receptor antibody
(ab75506)

All lanes : Anti-MC4 Receptor antibody
(ab75506) at 1/500 dilution

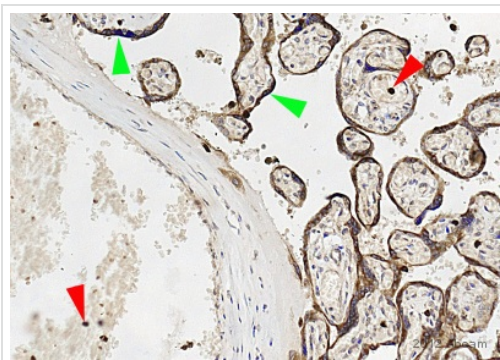
Lane 1 : Extracts from MCF-7 cells

Lane 2 : Extracts from MCF-7 cells plus 5µg
immunizing peptide

Lysates/proteins at 5 µg per lane.

Predicted band size: 37 kDa

Observed band size: 37 kDa



Immunohistochemistry (Formalin/PFA-fixed paraffin-
embedded sections) - Anti-MC4 Receptor antibody
(ab75506)

This image is courtesy of an abreview submitted by
Carl Hobbs, King's College London, United Kingdom

IHC-P image of MC4 Receptor staining on
human placenta sections using ab75506
(1:1000). The sections were de-paraffinized
and subjected to heat mediated antigen
retrieval using Citric acid pH6. The sections
were blocked using 1% BSA for 10 mins at
21°C. Primary antibody was incubated at
21°C for 2 hours.

Please note: All products are "FOR RESEARCH USE ONLY AND ARE NOT INTENDED FOR DIAGNOSTIC OR THERAPEUTIC USE"

Our Abpromise to you: Quality guaranteed and expert technical support

- Replacement or refund for products not performing as stated on the datasheet
- Valid for 12 months from date of delivery
- Response to your inquiry within 24 hours
- We provide support in Chinese, English, French, German, Japanese and Spanish
- Extensive multi-media technical resources to help you
- We investigate all quality concerns to ensure our products perform to the highest standards

If the product does not perform as described on this datasheet, we will offer a refund or replacement. For full details of the Abpromise, please visit <https://www.abcam.co.jp/abpromise> or contact our technical team.

Terms and conditions

- Guarantee only valid for products bought direct from Abcam or one of our authorized distributors