


Product datasheet

Anti-Estrogen Receptor alpha (phospho S104) antibody ab30656

1 References [画像数 2](#)

製品の概要

製品名	Anti-Estrogen Receptor alpha (phospho S104) antibody
製品の詳細	Rabbit polyclonal to Estrogen Receptor alpha (phospho S104)
由来種	Rabbit
特異性	This antibody detects endogenous levels of Estrogen Receptor alpha only when phosphorylated at Serine 104.
アプリケーション	適用あり: WB, ELISA, IHC-P
種交差性	交差種: Human 交差が予測される動物種: Mouse 
免疫原	Synthetic phosphopeptide derived from human Estrogen Receptor alpha around the phosphorylation site of Serine 104.
ポジティブ・コントロール	Extracts of 293 cells treated with forskolin.

製品の特性

製品の状態	Liquid
保存方法	Shipped at 4°C. Upon delivery aliquot and store at -20°C. Avoid freeze / thaw cycles.
バッファー	Preservative: 0.02% Sodium Azide Constituents: 50% Glycerol, PBS (without Mg ²⁺ and Ca ²⁺), 150mM Sodium chloride, pH 7.4
精製度	Immunogen affinity purified
特記事項 (精製)	Affinity purified from rabbit antiserum by affinity chromatography using epitope-specific phosphopeptide. The antibody against non-phosphopeptide was removed by chromatography using non-phosphopeptide corresponding to the phosphorylation site.
ポリ/モノ	ポリクローナル
アイソタイプ	IgG

アプリケーション

Our [Abpromise guarantee](#) covers the use of **ab30656** in the following tested applications.

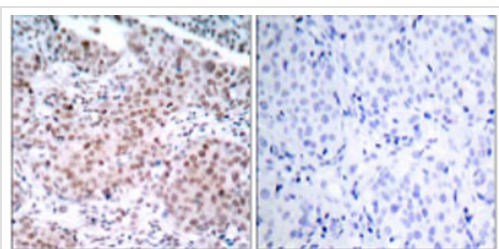
The application notes include recommended starting dilutions; optimal dilutions/concentrations should be determined by the end user.

アプリケーション	Abreviews	特記事項
WB		1/500 - 1/1000. Detects a band of approximately 60 kDa (predicted molecular weight: 65 kDa).
ELISA		1/4000.
IHC-P		Use at an assay dependent concentration.

ターゲット情報

機能	Nuclear hormone receptor. The steroid hormones and their receptors are involved in the regulation of eukaryotic gene expression and affect cellular proliferation and differentiation in target tissues. Can activate the transcriptional activity of TFF1.
配列類似性	Belongs to the nuclear hormone receptor family. NR3 subfamily. Contains 1 nuclear receptor DNA-binding domain.
ドメイン	Composed of three domains: a modulating N-terminal domain, a DNA-binding domain and a C-terminal ligand-binding domain.
翻訳後修飾	Phosphorylated by cyclin A/CDK2. Phosphorylation probably enhances transcriptional activity. Glycosylated; contains N-acetylglucosamine, probably O-linked. Ubiquitinated. Deubiquitinated by OTUB1. Dimethylated by PRMT1 at Arg-260. The methylation may favor cytoplasmic localization. Palmitoylated (isoform 3). Not biotinylated (isoform 3).
細胞内局在	Nucleus. Cytoplasm. Cell membrane. A minor fraction is associated with the inner membrane and Nucleus. Cytoplasm. Cell membrane. Associated with the inner membrane via palmitoylation.


画像



ab30656 staining human Estrogen Receptor alpha in breast carcinoma by Immunohistochemistry, Paraffin embedded tissue.
Left image antibody un-treated.

Right image antibody pre-incubated with synthetic phosphopeptide.

Immunohistochemistry (Formalin/PFA-fixed paraffin-embedded sections) - Anti-Estrogen Receptor alpha (phospho S104) antibody (ab30656)



All lanes : Anti-Estrogen Receptor alpha (phospho S104) antibody (ab30656) at 1 µg/ml

Lane 1 : 293 cells treated with forskolin. Antibody un-treated.

Lane 2 : 293 cells treated with forskolin. Antibody pre-incubated with synthetic phosphopeptide.

Lysates/proteins at 5 µg per lane.

Predicted band size: 65 kDa

Please note: All products are "FOR RESEARCH USE ONLY AND ARE NOT INTENDED FOR DIAGNOSTIC OR THERAPEUTIC USE"

Our Abpromise to you: Quality guaranteed and expert technical support

- Replacement or refund for products not performing as stated on the datasheet
- Valid for 12 months from date of delivery
- Response to your inquiry within 24 hours
- We provide support in Chinese, English, French, German, Japanese and Spanish
- Extensive multi-media technical resources to help you
- We investigate all quality concerns to ensure our products perform to the highest standards

If the product does not perform as described on this datasheet, we will offer a refund or replacement. For full details of the Abpromise, please visit <https://www.abcam.co.jp/abpromise> or contact our technical team.

Terms and conditions

- Guarantee only valid for products bought direct from Abcam or one of our authorized distributors