

Product datasheet

Anti-HEXO antibody [1B3] ab119413

画像数 6

製品の概要

製品名	Anti-HEXO antibody [1B3]
製品の詳細	Mouse monoclonal [1B3] to HEXO
由来種	Mouse
アプリケーション	適用あり: WB, IHC-P
種交差性	交差種: Rat, Human, Monkey
免疫原	Recombinant full length Human HEXO (NP_699163) produced in HEK293T cell.
ポジティブ・コントロール	HEK293T cells transfected with the pCMV6-ENTRY HEXO; cells lysates from HepG2, HeLa, SVT2, A549, COS7, Jurkat, MDCK, PC12, MCF7 cells; Human Kidney tissue; Human endometrium tissue; Carcinoma of Human bladder tissue; Human tonsil.
特記事項	Dilute with PBS when in use.

製品の特性

製品の状態	Liquid
保存方法	Shipped at 4°C. Upon delivery aliquot and store at -20°C. Avoid repeated freeze / thaw cycles.
バッファー	pH: 7.30 Preservative: 0.02% Sodium azide Constituents: 48% PBS, 50% Glycerol, 1% BSA
精製度	Protein A purified
特記事項(精製)	Purified from mouse ascites fluids by affinity chromatography
ポリ/モノ	モノクローナル
クローン名	1B3
アイソタイプ	IgG2b

アプリケーション

Our [Abpromise guarantee](#) covers the use of **ab119413** in the following tested applications.

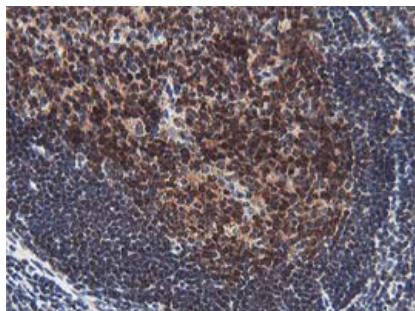
The application notes include recommended starting dilutions; optimal dilutions/concentrations should be determined by the end user.

アプリケーション	Abreviews	特記事項
WB		1/500 - 1/2000. Predicted molecular weight: 40 kDa.
IHC-P		1/150.

ターゲット情報

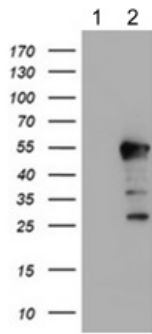
機能	RNA exonuclease that binds to the 3'-end of histone mRNAs and degrades them, suggesting that it plays an essential role in histone mRNA decay after replication. A 2' and 3'-hydroxyl groups at the last nucleotide of the histone 3'-end is required for efficient degradation of RNA substrates. Also able to degrade the 3'-overhangs of short interfering RNAs (siRNAs) in vitro, suggesting a possible role as regulator of RNA interference (RNAi). Requires for binding the 5'-ACCCA-3' sequence present in stem-loop structure. Able to bind other mRNAs. Required for 5.8S rRNA 3'-end processing. Also binds to 5.8s ribosomal RNA. Binds with high affinity to the stem-loop structure of replication-dependent histone pre-mRNAs.
配列類似性	Contains 1 exonuclease domain. Contains 1 SAP domain.
ドメイン	The SAP domain is necessary for binding to the stem-loop structure of histone mRNAs and to form the ternary complex with SLBP, but not for 3'-end histone mRNA exonuclease activity.
細胞内局在	Cytoplasm. Nucleus. Nucleus > nucleolus.

画像



Immunohistochemical staining of paraffin-embedded Human tonsil using 1/150 ab119413.

Immunohistochemistry (Formalin/PFA-fixed paraffin-embedded sections) - Anti-HEXO antibody [1B3] (ab119413)



Western blot - Anti-HEXO antibody [1B3] (ab119413)

All lanes : Anti-HEXO antibody [1B3] (ab119413) at 1/500 dilution


Lane 1 : HEK293T cells transfected with the pCMV6-ENTRY control cDNA

Lane 2 : HEK293T cells transfected with the pCMV6-ENTRY HEXO cDNA

Lysates/proteins at 5 µg per lane.

Predicted band size: 40 kDa

HEK293T cell lysates were generated from transient transfection of the cDNA clone (RC206777)



Western blot - Anti-HEXO antibody [1B3] (ab119413)

All lanes : Anti-HEXO antibody [1B3] (ab119413) at 1/500 dilution

Lane 1 : HepG2 cells lysate

Lane 2 : HeLa cells lysate

Lane 3 : SVT2 cells lysate

Lane 4 : A549 cells lysate

Lane 5 : COS7 cells lysate

Lane 6 : Jurkat cells lysate

Lane 7 : MDCK cells lysate

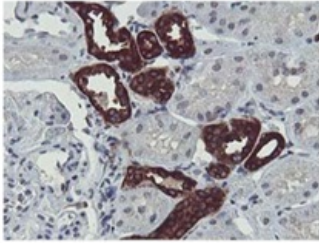
Lane 8 : PC12 cells lysate

Lane 9 : MCF7 cells lysate

Lysates/proteins at 35 µg per lane.

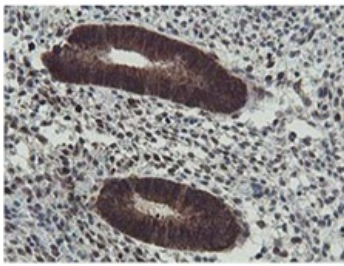
Predicted band size: 40 kDa

HEK293T cell lysates were generated from transient transfection of the cDNA clone (RC206777)



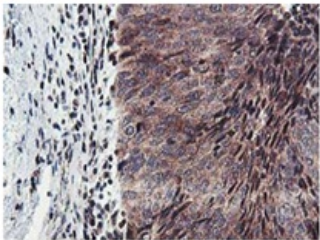
Immunohistochemical staining of paraffin-embedded Human Kidney tissue using 1/150 ab119413.

Immunohistochemistry (Formalin/PFA-fixed paraffin-embedded sections) - Anti-HEXO antibody [1B3] (ab119413)



Immunohistochemical staining of paraffin-embedded Human endometrium tissue using 1/150 ab119413.

Immunohistochemistry (Formalin/PFA-fixed paraffin-embedded sections) - Anti-HEXO antibody [1B3] (ab119413)



Immunohistochemical staining of paraffin-embedded Carcinoma of Human bladder tissue using 1/150 ab119413

Immunohistochemistry (Formalin/PFA-fixed paraffin-embedded sections) - Anti-HEXO antibody [1B3] (ab119413)

Please note: All products are "FOR RESEARCH USE ONLY AND ARE NOT INTENDED FOR DIAGNOSTIC OR THERAPEUTIC USE"

Our Abpromise to you: Quality guaranteed and expert technical support

- Replacement or refund for products not performing as stated on the datasheet
- Valid for 12 months from date of delivery
- Response to your inquiry within 24 hours
- We provide support in Chinese, English, French, German, Japanese and Spanish
- Extensive multi-media technical resources to help you
- We investigate all quality concerns to ensure our products perform to the highest standards

If the product does not perform as described on this datasheet, we will offer a refund or replacement. For full details of the Abpromise, please visit <https://www.abcam.co.jp/abpromise> or contact our technical team.

Terms and conditions

- Guarantee only valid for products bought direct from Abcam or one of our authorized distributors