

Product datasheet

Anti-OSGEP antibody [8B3] ab119067

画像数 9

製品の概要

製品名	Anti-OSGEP antibody [8B3]
製品の詳細	Mouse monoclonal [8B3] to OSGEP
由来種	Mouse
アプリケーション	適用あり: WB, IHC-P, ICC/IF
種交差性	交差種: Human
免疫原	Recombinant full length Human OSGEP produced in <i>E.coli</i> (NP_060277).
ポジティブ・コントロール	HEK293T cell lysate transfected with pCMV6-ENTRY OSGEP cDNA; COS7 cells transiently transfected with pCMV6-ENTRY OSGEP; Hela cells; Human breast adenocarcinoma, colon adenocarcinoma, kidney, prostate, prostate carcinoma and bladder carcinoma tissues
特記事項	Dilute in PBS (pH7.3) before use. Stable for 12 months from date of receipt.

製品の特性

製品の状態	Liquid
保存方法	Shipped at 4°C. Upon delivery aliquot and store at -20°C. Avoid repeated freeze / thaw cycles.
バッファー	pH: 7.30 Preservative: 0.02% Sodium azide Constituents: 1% BSA, 48% PBS, 50% Glycerol
精製度	Protein G purified
特記事項 (精製)	ab119067 was purified from mouse ascites fluids by affinity chromatography.
ポリ/モノ	モノクローナル
クローン名	8B3
アイソタイプ	IgG1

アプリケーション

Our [Abpromise guarantee](#) covers the use of **ab119067** in the following tested applications.

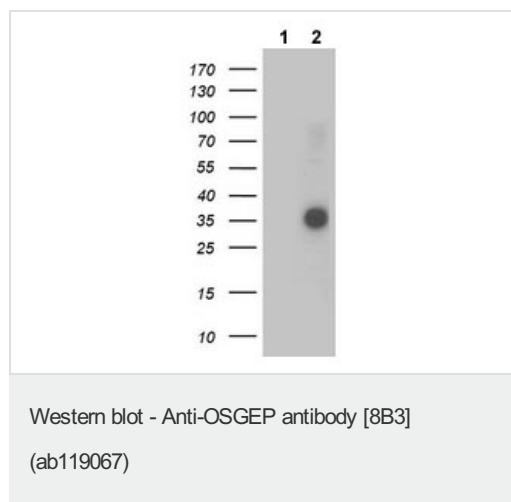
The application notes include recommended starting dilutions; optimal dilutions/concentrations should be determined by the end user.

アプリケーション	Abreviews	特記事項
WB		1/500. Predicted molecular weight: 36 kDa.
IHC-P		1/150.
ICC/IF		1/100.

ターゲット情報

機能	Required for the formation of a threonylcarbamoyl group on adenosine at position 37 (t(6)A37) in tRNAs that read codons beginning with adenine.
組織特異性	Widely expressed at low level. Expressed in heart, placenta, liver, kidney, lung, brain, skeletal muscle and pancreas.
配列類似性	Belongs to the KAE1 / YgjD family.

画像



All lanes : Anti-OSGEP antibody [8B3] (ab119067) at 1/500 dilution

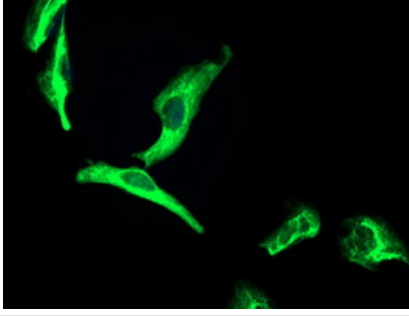
Lane 1 : HEK293T cell lysate transfected with pCMV6-ENTRY control

Lane 2 : HEK293T cell lysate transfected with pCMV6-ENTRY OSGEP cDNA

Lysates/proteins at 5 µg per lane.

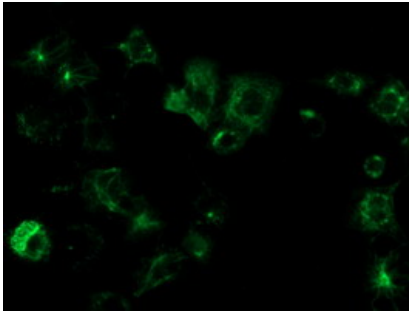
Predicted band size: 36 kDa

HEK293T cell lysates were generated from transient transfection of the cDNA clone (RC207089)



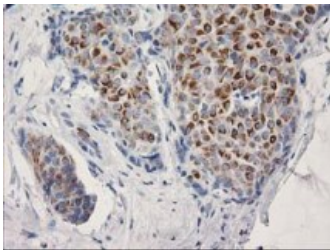
Immunocytochemistry/ Immunofluorescence - Anti-OSGEP antibody [8B3] (ab119067)

Immunofluorescent staining of OSGEP in HeLa cells using ab119067 at 1/100 dilution.



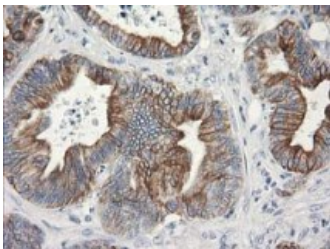
Immunocytochemistry/ Immunofluorescence - Anti-OSGEP antibody [8B3] (ab119067)

Immunofluorescent staining of OSGEP in COS7 cells transiently transfected with pCMV6-ENTRY OSGEP using ab119067 at 1/100 dilution.



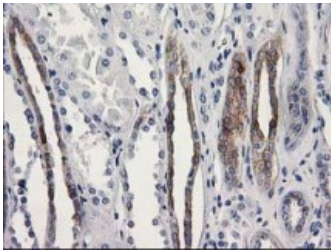
Immunohistochemistry (Formalin/PFA-fixed paraffin-embedded sections) - Anti-OSGEP antibody [8B3] (ab119067)

ab119067, at 1/150 dilution, staining OSGEP in paraffin-embedded Human breast adenocarcinoma tissue by Immunohistochemistry.



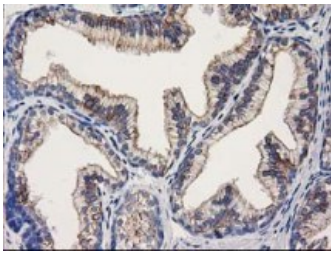
Immunohistochemistry (Formalin/PFA-fixed paraffin-embedded sections) - Anti-OSGEP antibody [8B3] (ab119067)

ab119067, at 1/150 dilution, staining OSGEP in paraffin-embedded Human colon adenocarcinoma tissue by Immunohistochemistry.



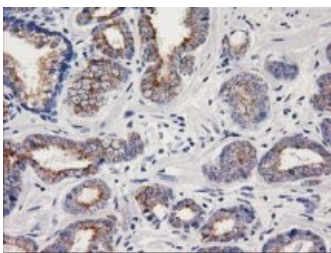
Immunohistochemistry (Formalin/PFA-fixed paraffin-embedded sections) - Anti-OSGEP antibody [8B3] (ab119067)

ab119067, at 1/150 dilution, staining OSGEP in paraffin-embedded Human kidney tissue by Immunohistochemistry.



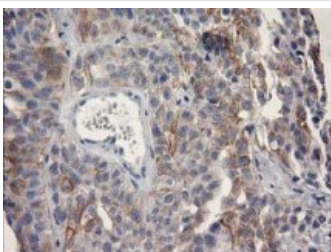
Immunohistochemistry (Formalin/PFA-fixed paraffin-embedded sections) - Anti-OSGEP antibody [8B3] (ab119067)

ab119067, at 1/150 dilution, staining OSGEP in paraffin-embedded Human prostate tissue by Immunohistochemistry.



Immunohistochemistry (Formalin/PFA-fixed paraffin-embedded sections) - Anti-OSGEP antibody [8B3] (ab119067)

ab119067, at 1/150 dilution, staining OSGEP in paraffin-embedded Human prostate carcinoma tissue by Immunohistochemistry.



Immunohistochemistry (Formalin/PFA-fixed paraffin-embedded sections) - Anti-OSGEP antibody [8B3] (ab119067)

ab119067, at 1/150 dilution, staining OSGEP in paraffin-embedded Human bladder carcinoma tissue by Immunohistochemistry.

Our Abpromise to you: Quality guaranteed and expert technical support

- Replacement or refund for products not performing as stated on the datasheet
- Valid for 12 months from date of delivery
- Response to your inquiry within 24 hours

- We provide support in Chinese, English, French, German, Japanese and Spanish
- Extensive multi-media technical resources to help you
- We investigate all quality concerns to ensure our products perform to the highest standards

If the product does not perform as described on this datasheet, we will offer a refund or replacement. For full details of the Abpromise, please visit <https://www.abcam.co.jp/abpromise> or contact our technical team.

Terms and conditions

- Guarantee only valid for products bought direct from Abcam or one of our authorized distributors