

Product datasheet

Anti-IKB zeta antibody [1E8] ab118402

画像数 4

製品の概要

製品名	Anti-IKB zeta antibody [1E8]
製品の詳細	Mouse monoclonal [1E8] to IKB zeta
由来種	Mouse
アプリケーション	適用あり: WB, Flow Cyt
種交差性	交差種: Human
免疫原	Recombinant full length Human IKB zeta produced in E.coli (NP_113607).
ポジティブ・コントロール	HEK293T cells and cell lysate transfected with pCMV6-ENTRY IKB zeta cDNA; Jurkat and HeLa cells.

製品の特性

製品の状態	Liquid
保存方法	Shipped at 4°C. Upon delivery aliquot and store at -20°C. Avoid repeated freeze / thaw cycles.
バッファー	pH: 7.30 Preservative: 0.02% Sodium azide Constituents: 48% PBS, 1% BSA, 50% Glycerol
精製度	Protein G purified
特記事項 (精製)	ab118402 is purified from Mouse ascites fluid by affinity chromatography.
ポリ/モノ	モノクローナル
クローン名	1E8
アイソタイプ	IgG1

アプリケーション

Our [Abpromise guarantee](#) covers the use of **ab118402** in the following tested applications.

The application notes include recommended starting dilutions; optimal dilutions/concentrations should be determined by the end user.


アプリケーション	Abreviews	特記事項
WB		1/500. Predicted molecular weight: 78 kDa.

アプリケーション	Abreviews	特記事項
Flow Cyt		1/100. ab170190 - Mouse monoclonal IgG1, is suitable for use as an isotype control with this antibody.

ターゲット情報

機能	Involved in regulation of NF-kappa-B transcription factor complexes. Inhibits NF-kappa-B activity without affecting its nuclear translocation upon stimulation. Inhibits DNA-binding of RELA and NFKB1/p50, and of the NF-kappa-B p65-p50 heterodimer and the NF-kappa-B p50-p50 homodimer. Seems also to activate NF-kappa-B-mediated transcription. In vitro, upon association with NFKB1/p50 has transcriptional activation activity and, together with NFKB1/p50 and RELA, is recruited to LCN2 promoters. Promotes transcription of LCN2 and DEFB4. Is recruited to IL-6 promoters and activates IL-6 but decreases TNF-alpha production in response to LPS. Seems to be involved in the induction of inflammatory genes activated through TLR/IL-1 receptor signaling. May promote apoptosis.
組織特異性	Expressed at high levels in peripheral blood leukocytes and lung, at moderate levels in liver, placenta, and at low levels in spleen, kidney, skeletal muscle and heart.
配列類似性	Contains 7 ANK repeats.
細胞内局在	Nucleus. Aggregated in dot-like structures. Colocalizes with NCOR2.

画像



All lanes : Anti-IKB zeta antibody [1E8] (ab118402) at 1/500 dilution

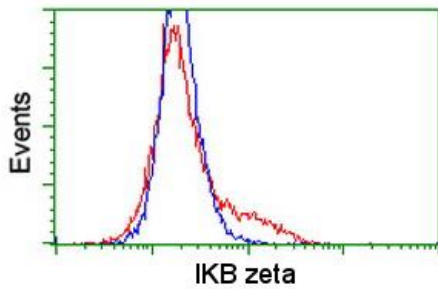
Lane 1 : HEK293T cell lysate transfected with pCMV6-ENTRY control cDNA

Lane 2 : HEK293T cell lysate transfected with pCMV6-ENTRY IKB zeta cDNA

Lysates/proteins at 5 µg per lane.

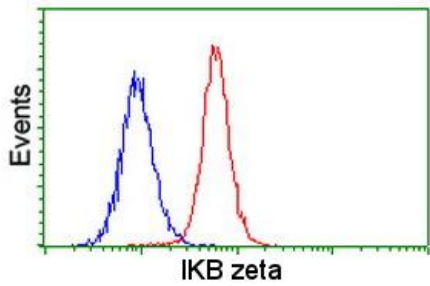
Predicted band size: 78 kDa

HEK293T cell lysates were generated from transient transfection of the cDNA clone (RC201773)



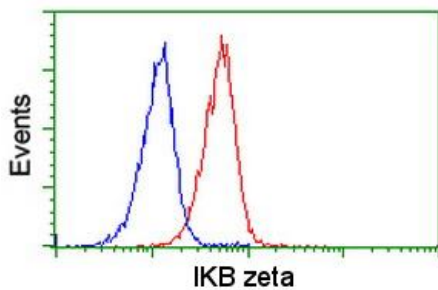
Flow Cytometry - Anti-IKB zeta antibody [1E8]
(ab118402)

Flow cytometric analysis of HEK293T cells transfected with either IKB zeta overexpressing plasmid (Red) or an empty vector control plasmid (Blue), immunostained with ab118402 at 1/100 dilution.



Flow Cytometry - Anti-IKB zeta antibody [1E8]
(ab118402)

Flow cytometric Analysis of HeLa cells, using ab118402(Red), compared to a nonspecific negative control Mouse monoclonal antibody (Blue).



Flow Cytometry - Anti-IKB zeta antibody [1E8]
(ab118402)

Flow cytometric analysis of Jurkat cells, using ab118402(Red), compared to a nonspecific negative control Mouse monoclonal antibody (Blue).

Please note: All products are "FOR RESEARCH USE ONLY AND ARE NOT INTENDED FOR DIAGNOSTIC OR THERAPEUTIC USE"

Our Abpromise to you: Quality guaranteed and expert technical support

- Replacement or refund for products not performing as stated on the datasheet
- Valid for 12 months from date of delivery
- Response to your inquiry within 24 hours
- We provide support in Chinese, English, French, German, Japanese and Spanish

- Extensive multi-media technical resources to help you
- We investigate all quality concerns to ensure our products perform to the highest standards

If the product does not perform as described on this datasheet, we will offer a refund or replacement. For full details of the Abpromise, please visit <https://www.abcam.co.jp/abpromise> or contact our technical team.

Terms and conditions

- Guarantee only valid for products bought direct from Abcam or one of our authorized distributors