

## Product datasheet

# Anti-RTN4IP1 antibody [1B2] ab118400

画像数 5

### 製品の概要

製品名	Anti-RTN4IP1 antibody [1B2]
製品の詳細	Mouse monoclonal [1B2] to RTN4IP1
由来種	Mouse
アプリケーション	<b>適用あり:</b> WB, Flow Cyt
種交差性	<b>交差種:</b> Human
免疫原	Recombinant full length Human RTN4IP1 protein produced in E.coli (NP_116119).
ポジティブ・コントロール	HEK293T cell lysate transfected with pCMV6-ENTRY RTN4IP1 cDNA; HepG2, HeLa, A549, Jurkat and MCF7 cell lysates.
特記事項	Dilute in PBS (pH7.3) before use. Stable for 12 months from date of receipt.

### 製品の特性

製品の状態	Liquid
保存方法	Shipped at 4°C. Upon delivery aliquot and store at -20°C. Avoid repeated freeze / thaw cycles.
バッファー	pH: 7.30 Preservative: 0.02% Sodium azide Constituents: 48% PBS, 1% BSA, 50% Glycerol
精製度	Protein G purified
特記事項 (精製)	ab118400 is purified from Mouse ascites fluid by affinity chromatography.
ポリ/モノ	モノクローナル
クローン名	1B2
アイソタイプ	IgG1

### アプリケーション

Our [Abpromise guarantee](#) covers the use of **ab118400** in the following tested applications.

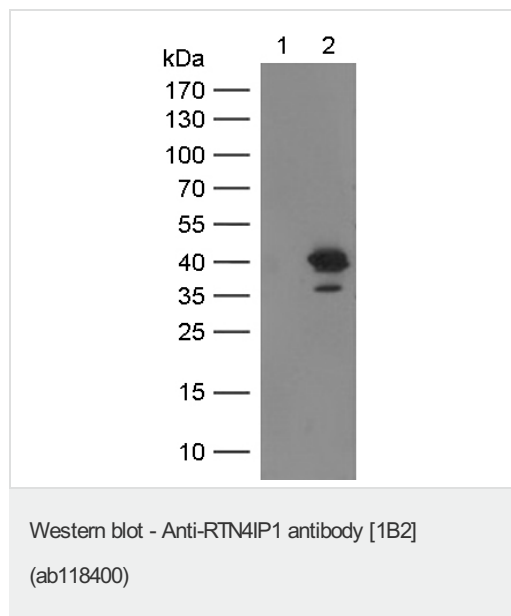
The application notes include recommended starting dilutions; optimal dilutions/concentrations should be determined by the end user.

アプリケーション	Abreviews	特記事項
WB		1/500 - 1/2000. Predicted molecular weight: 44 kDa.
Flow Cyt		1/100. <a href="#">ab170190</a> - Mouse monoclonal IgG1, is suitable for use as an isotype control with this antibody.

## ターゲット情報

機能	Appears to be a potent inhibitor of regeneration following spinal cord injury.
組織特異性	Widely expressed in mitochondria-enriched tissues. Found in heart, muscle, kidney, liver, brain and placenta.
配列類似性	Belongs to the zinc-containing alcohol dehydrogenase family. Quinone oxidoreductase subfamily.
細胞内局在	Mitochondrion.

## 画像



**All lanes** : Anti-RTN4IP1 antibody [1B2]  
(ab118400) at 1/500 dilution

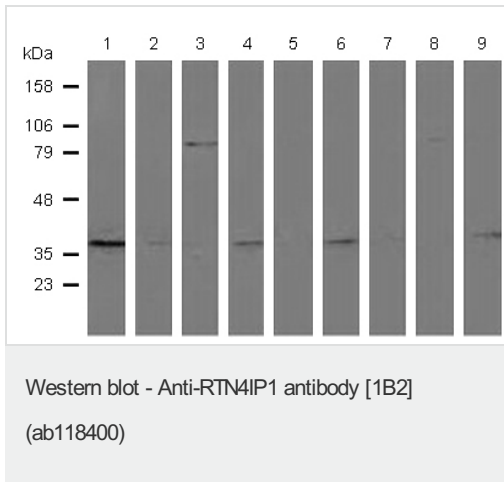
**Lane 1** : HEK293T cell lysate transfected with  
pCMV6-ENTRY control cDNA

**Lane 2** : HEK293T cell lysate transfected with  
pCMV6-ENTRY RTN4IP1 cDNA

Lysates/proteins at 5 µg per lane.

**Predicted band size:** 44 kDa

HEK293T cell lysates were generated from  
transient transfection of the cDNA clone  
RC211087



**All lanes :** Anti-RTN4IP1 antibody [1B2]  
(ab118400) at 1/500 dilution

**Lane 1 :** HepG2 cell lysate

**Lane 2 :** HeLa cell lysate

**Lane 3 :** SVT2 cell lysate

**Lane 4 :** A549 cell lysate

**Lane 5 :** COS7 cell lysate

**Lane 6 :** Jurkat cell lysate

**Lane 7 :** MDCK cell lysate

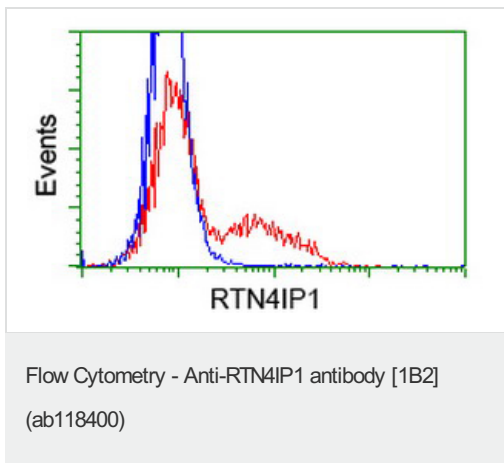
**Lane 8 :** PC12 cell lysate

**Lane 9 :** MCF7 cell lysate

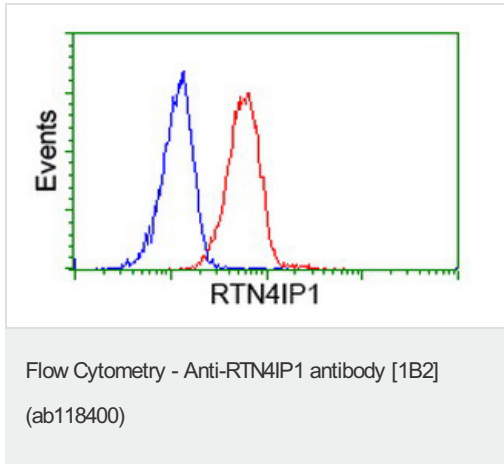
Lysates/proteins at 35 µg per lane.

**Predicted band size:** 44 kDa

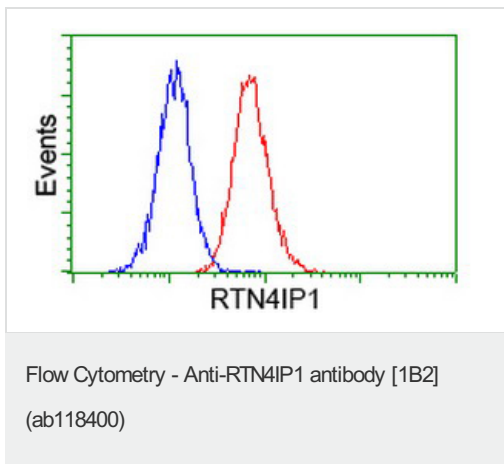
HEK293T cell lysates were generated from transient transfection of the cDNA clone RC211087



HEK293T cells transfected with either RTN4IP1 overexpression plasmid (red) or empty vector control plasmid (blue) were immunostained by ab118400 at 1/100 dilution, and then analyzed by flow cytometry.



ab118400 at 1/100 dilution staining RTN4IP1 in HeLa cells by Flow cytometry (Red) compared to a nonspecific negative control antibody (Blue).



ab118400 at 1/100 dilution staining RTN4IP1 in Jurkat cells by Flow cytometry (Red) compared to a nonspecific negative control antibody (Blue).

**Please note:** All products are "FOR RESEARCH USE ONLY AND ARE NOT INTENDED FOR DIAGNOSTIC OR THERAPEUTIC USE"

### Our Abpromise to you: Quality guaranteed and expert technical support

- Replacement or refund for products not performing as stated on the datasheet
- Valid for 12 months from date of delivery
- Response to your inquiry within 24 hours
- We provide support in Chinese, English, French, German, Japanese and Spanish
- Extensive multi-media technical resources to help you
- We investigate all quality concerns to ensure our products perform to the highest standards

If the product does not perform as described on this datasheet, we will offer a refund or replacement. For full details of the Abpromise, please visit <https://www.abcam.co.jp/abpromise> or contact our technical team.

### Terms and conditions

- Guarantee only valid for products bought direct from Abcam or one of our authorized distributors