


Product datasheet

Anti-HAPLN4 antibody ab118333

画像数 3

製品の概要

製品名	Anti-HAPLN4 antibody
製品の詳細	Mouse monoclonal to HAPLN4
由来種	Mouse
アプリケーション	適用あり: WB, ELISA, Sandwich ELISA
種交差性	交差種: Mouse, Recombinant fragment 交差が予測される動物種: Human 
免疫原	Recombinant fragment, corresponding to amino acids 30-135 of Human HAPLN4 with a proprietary tag (NP_075378).
ポジティブ・コントロール	Human recombinant HAPLN4 protein; RAW 264.7 cell lysate.

製品の特性

製品の状態	Liquid
保存方法	Shipped at 4°C. Upon delivery aliquot and store at -20°C or -80°C. Avoid repeated freeze / thaw cycles.
バッファー	pH: 7.20 Constituent: 99% PBS
精製度	Protein A purified
ポリ/モノ	モノクローナル
アイソタイプ	IgG3
軽鎖の種類	kappa

アプリケーション

Our [Abpromise guarantee](#) covers the use of **ab118333** in the following tested applications.

The application notes include recommended starting dilutions; optimal dilutions/concentrations should be determined by the end user.

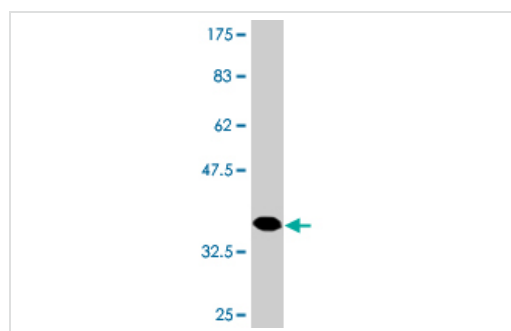
アプリケーション	Abreviews	特記事項
WB		Use a concentration of 1 - 5 µg/ml. Predicted molecular weight: 43 kDa.

アプリケーション	Abreviews	特記事項
ELISA		Use at an assay dependent dilution.
Sandwich ELISA		Use a concentration of 10 µg/ml.

ターゲット情報

機能	Binds to hyaluronic acid and may be involved in formation of the extracellular matrix.
組織特異性	Expressed predominantly in brain.
配列類似性	Belongs to the HAPLN family. Contains 1 Ig-like C2-type (immunoglobulin-like) domain. Contains 2 Link domains.
細胞内局在	Secreted > extracellular space > extracellular matrix.

画像



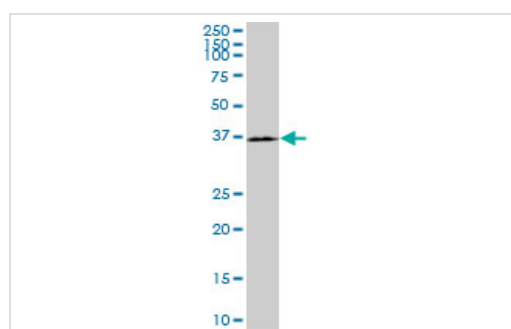
Western blot - Anti-HAPLN4 antibody (ab118333)

Anti-HAPLN4 antibody (ab118333) at 5 µg/ml
+ Recombinant immunogen at 0.2 µg

Developed using the ECL technique.

Predicted band size: 43 kDa

Western blot against tagged recombinant immunogen using ab118333 antibody at 5µg/ml dilution. Predicted band size of immunogen is 38 kDa.

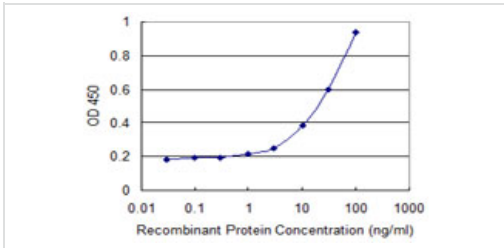


Western blot - Anti-HAPLN4 antibody (ab118333)

Anti-HAPLN4 antibody (ab118333) at 5 µg/ml
+ RAW 264.7 cell lysate at 50 µg

Developed using the ECL technique.

Predicted band size: 43 kDa



Sandwich ELISA - Anti-HAPLN4 antibody
(ab118333)

ab118333 at 10 µg/ml as a capture antibody.
The detection limit for recombinant tagged
HAPLN4 is 0.3 ng/ml.

Please note: All products are "FOR RESEARCH USE ONLY AND ARE NOT INTENDED FOR DIAGNOSTIC OR THERAPEUTIC USE"

Our Abpromise to you: Quality guaranteed and expert technical support

- Replacement or refund for products not performing as stated on the datasheet
- Valid for 12 months from date of delivery
- Response to your inquiry within 24 hours
- We provide support in Chinese, English, French, German, Japanese and Spanish
- Extensive multi-media technical resources to help you
- We investigate all quality concerns to ensure our products perform to the highest standards

If the product does not perform as described on this datasheet, we will offer a refund or replacement. For full details of the Abpromise, please visit <https://www.abcam.co.jp/abpromise> or contact our technical team.

Terms and conditions

- Guarantee only valid for products bought direct from Abcam or one of our authorized distributors