

Product datasheet

Anti-Claudin 1 antibody [1C5-D9] ab115225

1 References 画像数 5

製品の概要

製品名	Anti-Claudin 1 antibody [1C5-D9]
製品の詳細	Mouse monoclonal [1C5-D9] to Claudin 1
由来種	Mouse
アプリケーション	適用あり: WB, IHC-P, ELISA
種交差性	交差種: Human
免疫原	Recombinant full length protein, corresponding to amino acids 1-212 of Human Claudin 1 (AAH12471) with GST tag (MW of the GST tag alone is 26 kDa).
ポジティブ・コントロール	Human breast tissue; Human pancreas tissue; Human uterus tissue PRC/PRF/5 lysate; A431 lysate

製品の特性

製品の状態	Liquid
保存方法	Shipped at 4°C. Upon delivery aliquot and store at -20°C. Avoid repeated freeze / thaw cycles.
バッファー	pH: 7.20 Constituent: 100% PBS
精製度	Protein A purified
ポリ/モノ	モノクローナル
クローン名	1C5-D9
アイソタイプ	IgG2a
軽鎖の種類	kappa

アプリケーション

Our [Abpromise guarantee](#) covers the use of **ab115225** in the following tested applications.

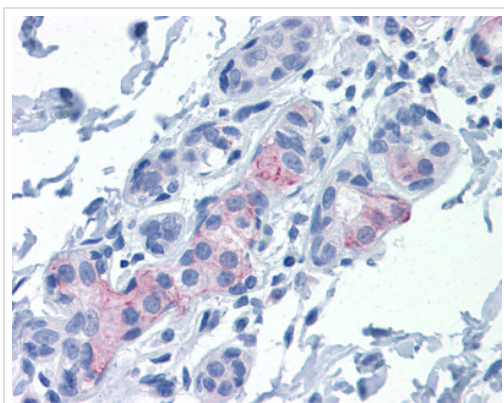
The application notes include recommended starting dilutions; optimal dilutions/concentrations should be determined by the end user.

アプリケーション	Abreviews	特記事項
WB		Use at an assay dependent concentration. Predicted molecular weight: 23 kDa.
IHC-P		Use a concentration of 5 µg/ml. Perform heat mediated antigen retrieval with citrate buffer pH 6 before commencing with IHC staining protocol.
ELISA		Use at an assay dependent concentration.

ターゲット情報

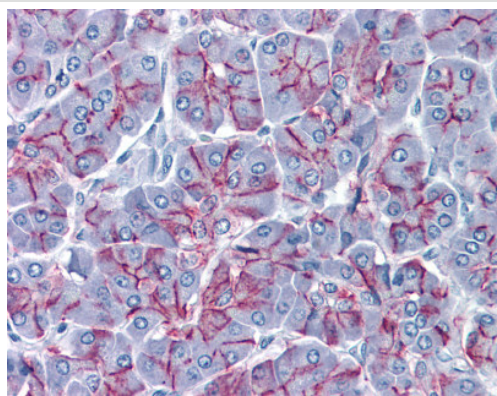
機能	<p>Claudins function as major constituents of the tight junction complexes that regulate the permeability of epithelia. While some claudin family members play essential roles in the formation of impermeable barriers, others mediate the permeability to ions and small molecules. Often, several claudin family members are coexpressed and interact with each other, and this determines the overall permeability. CLDN1 is required to prevent the paracellular diffusion of small molecules through tight junctions in the epidermis and is required for the normal barrier function of the skin. Required for normal water homeostasis and to prevent excessive water loss through the skin, probably via an indirect effect on the expression levels of other proteins, since CLDN1 itself seems to be dispensable for water barrier formation in keratinocyte tight junctions (PubMed:23407391).</p> <p>(Microbial infection) Acts as a receptor for hepatitis C virus in hepatocytes (PubMed:17325668). Acts as a receptor for dengue virus (PubMed:24074594).</p>
組織特異性	Strongly expressed in liver and kidney. Expressed in heart, brain, spleen, lung and testis.
関連疾患	Ichthyosis-sclerosing cholangitis neonatal syndrome
配列類似性	Belongs to the claudin family.
細胞内局在	Cell junction, tight junction. Cell membrane.

画像



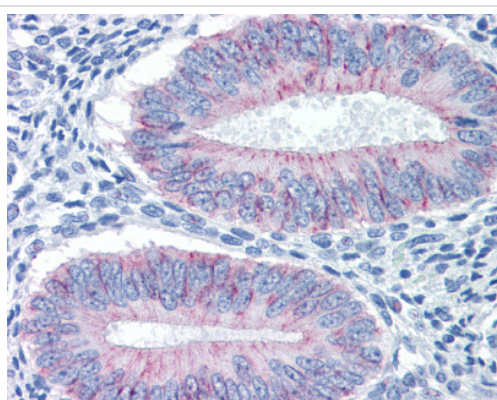
Human breast (formalin fixed, paraffin embedded) stained with ab115225 at 5 µg/ml.

Immunohistochemistry (Formalin/PFA-fixed paraffin-embedded sections) - Anti-Claudin 1 antibody [1C5-D9] (ab115225)



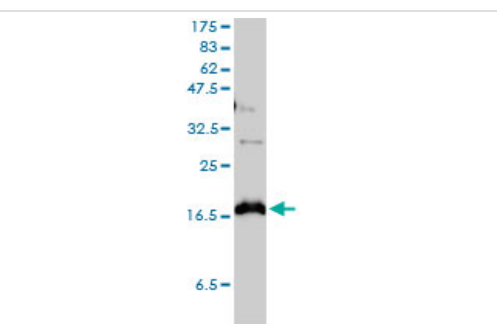
Human pancreas (formalin fixed, paraffin embedded) stained with ab115225 at 5 ug/ml.

Immunohistochemistry (Formalin/PFA-fixed paraffin-embedded sections) - Anti-Claudin 1 antibody [1C5-D9] (ab115225)



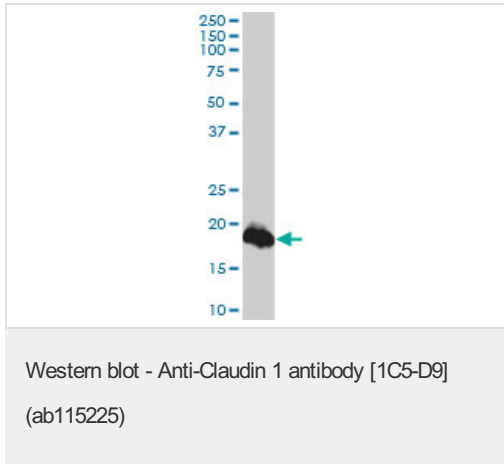
Human uterus (formalin fixed, paraffin embedded) stained with ab115225 at 5 ug/ml.

Immunohistochemistry (Formalin/PFA-fixed paraffin-embedded sections) - Anti-Claudin 1 antibody [1C5-D9] (ab115225)



Western Blot analysis of Claudin 1 expression in PRC/PRF/5.

Western blot - Anti-Claudin 1 antibody [1C5-D9] (ab115225)



Western Blot analysis of Claudin 1 expression
in A431.

Please note: All products are "FOR RESEARCH USE ONLY AND ARE NOT INTENDED FOR DIAGNOSTIC OR THERAPEUTIC USE"

Our Abpromise to you: Quality guaranteed and expert technical support

- Replacement or refund for products not performing as stated on the datasheet
- Valid for 12 months from date of delivery
- Response to your inquiry within 24 hours
- We provide support in Chinese, English, French, German, Japanese and Spanish
- Extensive multi-media technical resources to help you
- We investigate all quality concerns to ensure our products perform to the highest standards

If the product does not perform as described on this datasheet, we will offer a refund or replacement. For full details of the Abpromise, please visit <https://www.abcam.co.jp/abpromise> or contact our technical team.

Terms and conditions

- Guarantee only valid for products bought direct from Abcam or one of our authorized distributors