


Product datasheet

Anti-STK38 antibody ab113422

画像数 2

製品の概要

製品名	Anti-STK38 antibody
製品の詳細	Goat polyclonal to STK38
由来種	Goat
特異性	ab113422 is NOT expected to cross-react with STK38L (GeneID 23012).
アプリケーション	適用あり: WB
種交差性	交差種: Mouse, Human 交差が予測される動物種: Rat, Cow, Dog, Pig 
免疫原	Synthetic peptide: CEWEHRIGAPGVEEIK , corresponding to internal sequence amino acids 362-377 of Human STK38 (NP_009202.1). Run BLAST with Run BLAST with
ポジティブ・コントロール	Peripheral Blood Lymphocytes lysate

製品の特性

製品の状態	Liquid
保存方法	Shipped at 4°C. Upon delivery aliquot and store at -20°C. Avoid freeze / thaw cycles.
バッファー	pH: 7.30 Preservative: 0.02% Sodium azide Constituents: 99% Tris buffered saline, 0.5% BSA
精製度	Immunogen affinity purified
特記事項(精製)	Purified from goat serum by ammonium sulphate precipitation followed by antigen affinity chromatography
ポリモノ	ポリクローナル
アイソタイプ	IgG

アプリケーション

Our [Abpromise guarantee](#) covers the use of **ab113422** in the following tested applications.

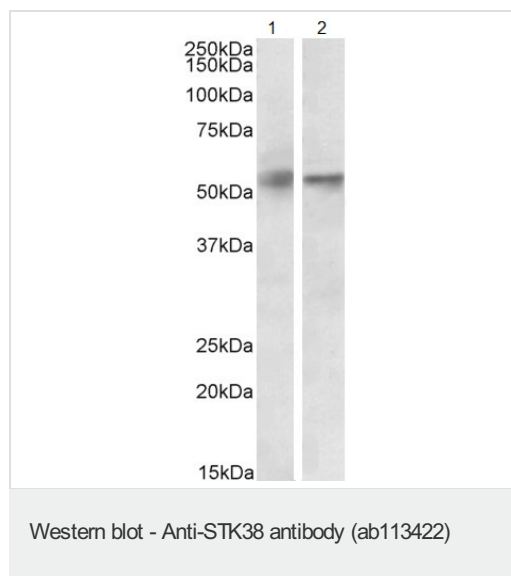
The application notes include recommended starting dilutions; optimal dilutions/concentrations should be determined by the end user.

アプリケーション	Abreviews	特記事項
WB		Use a concentration of 1 - 3 µg/ml. Predicted molecular weight: 54 kDa.

ターゲット情報

機能	Negative regulator of MAP3K1/2 signaling. Converts MAP3K2 from its phosphorylated form to its nonphosphorylated form and inhibits autophosphorylation of MAP3K2.
組織特異性	Ubiquitously expressed with highest levels observed in peripheral blood leukocytes.
配列類似性	Belongs to the protein kinase superfamily. AGC Ser/Thr protein kinase family. Contains 1 AGC-kinase C-terminal domain. Contains 1 protein kinase domain.
翻訳後修飾	ISGylated.
細胞内局在	Nucleus. Cytoplasm.

画像



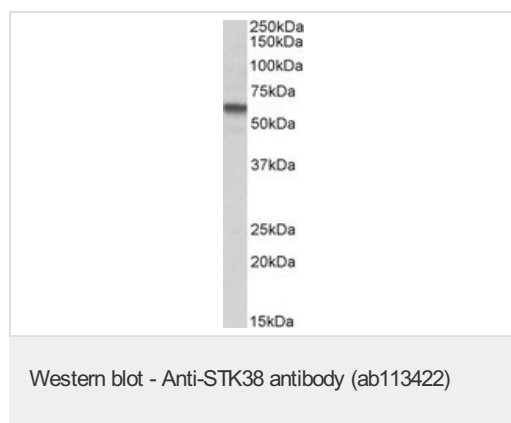
All lanes : Anti-STK38 antibody (ab113422) at 1 µg/ml

Lane 1 : Mouse spleen lysate

Lane 2 : Mouse testis lysate

Lysates/proteins at 35 µg per lane.

Predicted band size: 54 kDa



Anti-STK38 antibody (ab113422) at 1 µg/ml + Peripheral Blood

Lymphocytes lysate at 35 µg

Predicted band size: 54 kDa

Primary incubation was 1 hour. Detected by chemiluminescence

Please note: All products are "FOR RESEARCH USE ONLY AND ARE NOT INTENDED FOR DIAGNOSTIC OR THERAPEUTIC USE"

Our Abpromise to you: Quality guaranteed and expert technical support

- Replacement or refund for products not performing as stated on the datasheet
- Valid for 12 months from date of delivery
- Response to your inquiry within 24 hours

- We provide support in Chinese, English, French, German, Japanese and Spanish
- Extensive multi-media technical resources to help you
- We investigate all quality concerns to ensure our products perform to the highest standards

If the product does not perform as described on this datasheet, we will offer a refund or replacement. For full details of the Abpromise, please visit <https://www.abcam.co.jp/abpromise> or contact our technical team.

Terms and conditions

- Guarantee only valid for products bought direct from Abcam or one of our authorized distributors