

Product datasheet

Anti-ZNF217 antibody [EPR6362] ab124927

リコンビナント RabMAb®

★★★★☆ 1 Abreviews [画像数 2](#)

製品の概要

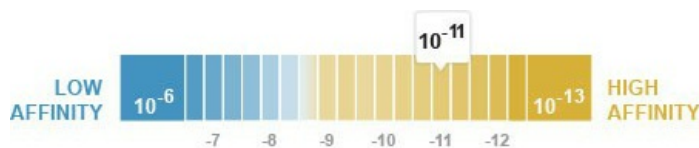
製品名	Anti-ZNF217 antibody [EPR6362]
製品の詳細	Rabbit monoclonal [EPR6362] to ZNF217
由来種	Rabbit
アプリケーション	適用あり: WB 適用なし: Flow Cyt, ICC/IF, IHC-P or IP
種交差性	交差種: Human 非交差種: Mouse, Rat
免疫原	Synthetic peptide within Human ZNF217 aa 1000-1100 (C terminal). The exact sequence is proprietary.
ポジティブ・コントロール	MCF7, PC3 and Caco2 cell lysates.
特記事項	

Our RabMAb® technology is a patented hybridoma-based technology for making rabbit monoclonal antibodies. For details on our patents, please refer to [RabMAb® patents](#)

This product is a recombinant rabbit monoclonal antibody.

製品の特性

製品の状態	Liquid
保存方法	Shipped at 4°C. Store at -20°C. Stable for 12 months at -20°C.
解離定数 (K _D 値)	K _D = 9.30 x 10 ⁻¹¹ M



[Learn more about K_D](#)

バッファー	pH: 7.40 Preservative: 0.05% Sodium azide Constituents: 40% Glycerol, 9.85% Tris glycine, 50% Tissue culture supernatant
-------	--

精製度	Tissue culture supernatant
ポリモノ	モノクローナル
クローン名	EPR6362
アイソタイプ	IgG

アプリケーション

Our [Abpromise guarantee](#) covers the use of **ab124927** in the following tested applications.

The application notes include recommended starting dilutions; optimal dilutions/concentrations should be determined by the end user.

アプリケーション	Abreviews	特記事項
WB	★★★★☆☆	1/10000 - 1/50000. Detects a band of approximately 140 kDa (predicted molecular weight: 115 kDa).

追加情報 Is unsuitable for Flow Cyt, ICC/IF, IHC-P or IP.

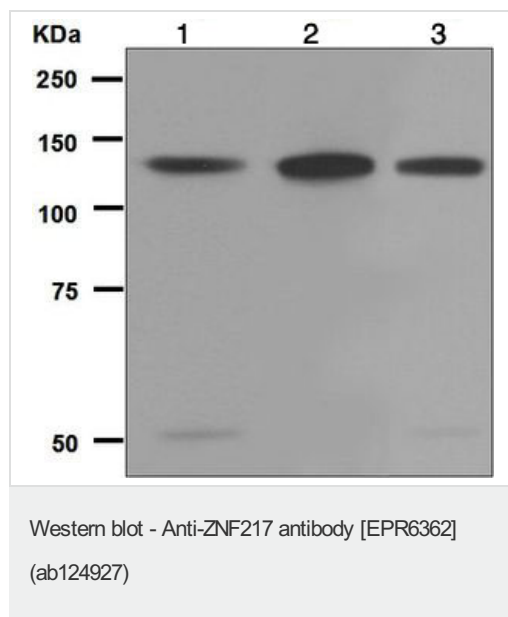
ターゲット情報

機能 Binds to the promoters of target genes and functions as repressor. Promotes cell proliferation and antagonizes cell death. Promotes phosphorylation of AKT1 at 'Ser-473'.

配列類似性 Belongs to the krueppel C2H2-type zinc-finger protein family. Contains 7 C2H2-type zinc fingers.

細胞内局在 Nucleus.

画像



All lanes : Anti-ZNF217 antibody [EPR6362] (ab124927) at 1/10000 dilution

Lane 1 : MCF7 cell lysates

Lane 2 : PC3 cell lysates

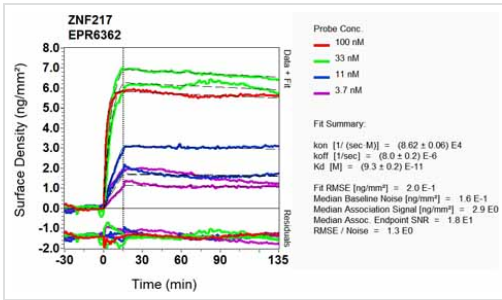
Lane 3 : Caco2 cell lysates

Lysates/proteins at 10 µg per lane.

Secondary

All lanes : HRP-conjugated goat anti-rabbit at 1/2000 dilution

Predicted band size: 115 kDa



Other - Anti-ZNF217 antibody [EPR6362] (ab124927)

Equilibrium dissociation constant (K_D)

Learn more about K_D

[Click here to learn more about \$K_D\$](#)

Please note: All products are "FOR RESEARCH USE ONLY AND ARE NOT INTENDED FOR DIAGNOSTIC OR THERAPEUTIC USE"

Our Abpromise to you: Quality guaranteed and expert technical support

- Replacement or refund for products not performing as stated on the datasheet
- Valid for 12 months from date of delivery
- Response to your inquiry within 24 hours
- We provide support in Chinese, English, French, German, Japanese and Spanish
- Extensive multi-media technical resources to help you
- We investigate all quality concerns to ensure our products perform to the highest standards

If the product does not perform as described on this datasheet, we will offer a refund or replacement. For full details of the Abpromise, please visit <https://www.abcam.co.jp/abpromise> or contact our technical team.

Terms and conditions

- Guarantee only valid for products bought direct from Abcam or one of our authorized distributors