

Product datasheet

Anti-Trefoil Factor 3 antibody [EPR3973] ab109104

リコンビナント RabMAb®

1 Abreviews 1 References 画像数 3

製品の概要

製品名	Anti-Trefoil Factor 3 antibody [EPR3973]
製品の詳細	Rabbit monoclonal [EPR3973] to Trefoil Factor 3
由来種	Rabbit
アプリケーション	適用あり: WB, IHC-P, ICC, Flow Cyt 適用なし: IP
種交差性	交差種: Human
免疫原	Synthetic peptide within Human Trefoil Factor 3 aa 1-100. The exact sequence is proprietary.
ポジティブ・コントロール	Human uterus cancer and colon cancer lysates; Human colon tissue.
特記事項	Rat: We have preliminary internal testing data to indicate this antibody may not react with this species. Please contact us for more information. Our RabMAb® technology is a patented hybridoma-based technology for making rabbit monoclonal antibodies. For details on our patents, please refer to RabMAb® patents This product is a recombinant rabbit monoclonal antibody.

製品の特性

製品の状態	Liquid
保存方法	Shipped at 4°C. Store at -20°C. Stable for 12 months at -20°C.
バッファー	pH: 7.20 Preservative: 0.01% Sodium azide Constituents: 9% PBS, 40% Glycerol, 0.05% BSA, 50% Tissue culture supernatant
精製度	Tissue culture supernatant
ポリ/モノ	モノクローナル
クローン名	EPR3973
アイソタイプ	IgG

アプリケーション

Our [Abpromise guarantee](#) covers the use of **ab109104** in the following tested applications.

The application notes include recommended starting dilutions; optimal dilutions/concentrations should be determined by the end user.

アプリケーション	Abreviews	特記事項
WB		1/1000 - 1/10000. Predicted molecular weight: 9 kDa.
IHC-P		1/500 - 1/1000. Perform heat mediated antigen retrieval before commencing with IHC staining protocol.
ICC		1/50 - 1/100.
Flow Cyt		Use at an assay dependent concentration.

追加情報 Is unsuitable for IP.

ターゲット情報

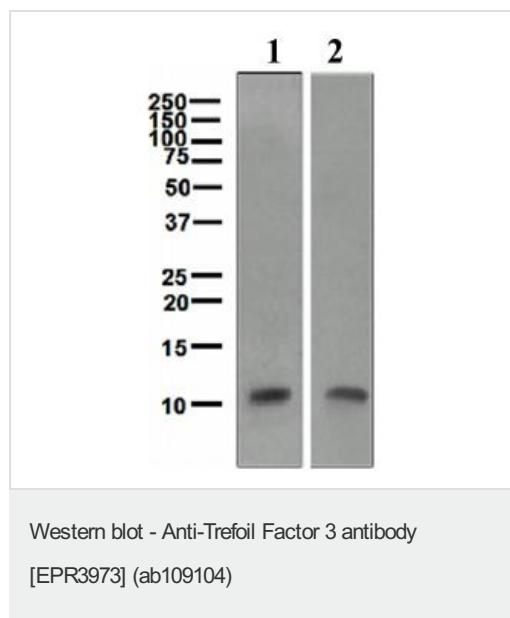
機能 Involved in the maintenance and repair of the intestinal mucosa. Promotes the mobility of epithelial cells in healing processes (motogen).

組織特異性 Expressed in goblet cells of the intestines and colon (at protein level). Expressed by goblet cells of small and large intestinal epithelia and also by the uterus.

配列類似性 Contains 1 P-type (trefoil) domain.

細胞内局在 Secreted > extracellular space > extracellular matrix > apical lamina.

画像



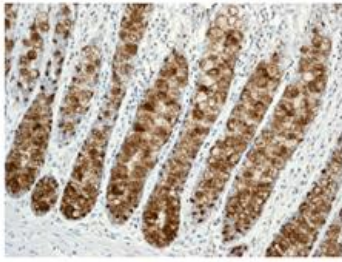
All lanes : Anti-Trefoil Factor 3 antibody
[EPR3973] (ab109104) at 1/1000 dilution

Lane 1 : Human uterus cancer lysate

Lane 2 : Human colon cancer lysate

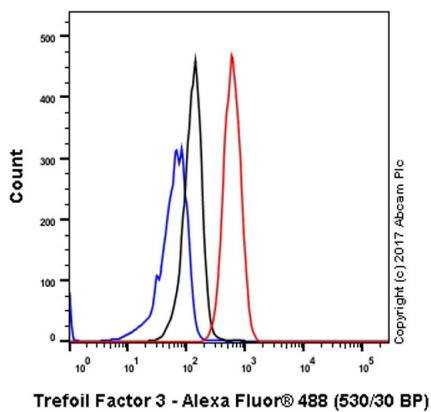
Lysates/proteins at 10 µg per lane.

Predicted band size: 9 kDa



Immunohistochemical analysis of Trefoil Factor 3 in paraffin-embedded Human colon tissue using ab109104 at 1/500 dilution.

Immunohistochemistry (Formalin/PFA-fixed paraffin-embedded sections) - Anti-Trefoil Factor 3 antibody [EPR3973] (ab109104)



Flow Cytometry analysis of HT-29 (human colorectal adenocarcinoma) cells labeling Trefoil Factor 3 with unpurified ab109104 at 1/100 dilution (10ug/ml) (red). Cells were fixed with 4% paraformaldehyde and permeabilised with 90% methanol. A Goat anti rabbit IgG (Alexa Fluor® 488)(1/2000 dilution) was used as the secondary antibody. Rabbit monoclonal IgG (Black) was used as the isotype control, cells without incubation with primary antibody and secondary antibody (Blue) were used as the unlabeled control.

Flow Cytometry - Anti-Trefoil Factor 3 antibody [EPR3973] (ab109104)

Please note: All products are "FOR RESEARCH USE ONLY AND ARE NOT INTENDED FOR DIAGNOSTIC OR THERAPEUTIC USE"

Our Abpromise to you: Quality guaranteed and expert technical support

- Replacement or refund for products not performing as stated on the datasheet
- Valid for 12 months from date of delivery
- Response to your inquiry within 24 hours
- We provide support in Chinese, English, French, German, Japanese and Spanish
- Extensive multi-media technical resources to help you
- We investigate all quality concerns to ensure our products perform to the highest standards

If the product does not perform as described on this datasheet, we will offer a refund or replacement. For full details of the Abpromise, please visit <https://www.abcam.co.jp/abpromise> or contact our technical team.

Terms and conditions

- Guarantee only valid for products bought direct from Abcam or one of our authorized distributors