

Product datasheet

Anti-TMEM204 antibody ab113102

画像数 3

製品の概要

製品名	Anti-TMEM204 antibody
製品の詳細	Rabbit polyclonal to TMEM204
由来種	Rabbit
特異性	At least two isoforms of TMEM204 are known to exist, ab113102 will recognize both isoforms.
アプリケーション	適用あり: WB, ICC/IF, ICC, IHC-P
種交差性	交差種: Mouse, Rat, Human
免疫原	Synthetic peptide containing a 17 amino acid sequence from the C terminal of Human TMEM204 (NP_078876).
ポジティブ・コントロール	Human brain tissue lysate.

製品の特性

製品の状態	Liquid
保存方法	Shipped at 4°C. Store at 4°C (stable for up to 12 months).
バッファー	Preservative: 0.02% Sodium azide Constituent: 99.98% PBS
精製度	Immunogen affinity purified
特記事項(精製)	ab113102 is purified by affinity chromatography via a peptide column.
ポリ/モノ	ポリクローナル
アイソタイプ	IgG

アプリケーション

Our [Abpromise guarantee](#) covers the use of **ab113102** in the following tested applications.

The application notes include recommended starting dilutions; optimal dilutions/concentrations should be determined by the end user.

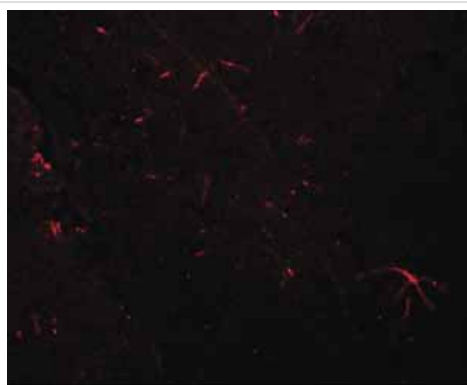
アプリケーション	Abreviews	特記事項
WB		Use a concentration of 1 µg/ml. Predicted molecular weight: 25 kDa.

アプリケーション	Abreviews	特記事項
ICC/IF		Use a concentration of 20 µg/ml.
ICC		Use a concentration of 5 µg/ml.
IHC-P		Use at an assay dependent concentration.

ターゲット情報

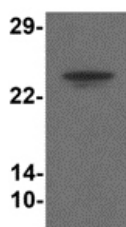
機能	Can influence paracellular permeability. Appears to be involved in cell-cell interactions through adherens.
組織特異性	Highly expressed in lung, heart, kidney and placenta. Lower expression in thymus, spleen, liver, testis and ovary. Expressed in endothelial and restricted epithelial cell populations.
細胞内局在	Cell junction > adherens junction. Cell membrane. Co-localizes with the beta-catenin adherins.

画像



Immunofluorescence of TMEM24 in mouse brain tissue with ab113102 at 20 ug/mL.

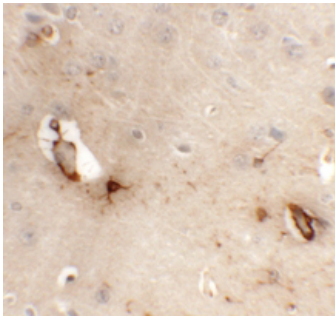
Immunocytochemistry/ Immunofluorescence - Anti-TMEM24 antibody (ab113102)



Anti-TMEM24 antibody (ab113102) at 1 µg/ml + Human brain tissue lysate at 15 µg

Predicted band size: 25 kDa

Western blot - Anti-TMEM24 antibody (ab113102)



Immunohistochemical analysis of mouse brain tissue, staining TMEM204 with ab113102 at 5 µg/ml.

Immunohistochemistry - Anti-TMEM204 antibody (ab113102)

Please note: All products are "FOR RESEARCH USE ONLY AND ARE NOT INTENDED FOR DIAGNOSTIC OR THERAPEUTIC USE"

Our Abpromise to you: Quality guaranteed and expert technical support

- Replacement or refund for products not performing as stated on the datasheet
- Valid for 12 months from date of delivery
- Response to your inquiry within 24 hours
- We provide support in Chinese, English, French, German, Japanese and Spanish
- Extensive multi-media technical resources to help you
- We investigate all quality concerns to ensure our products perform to the highest standards

If the product does not perform as described on this datasheet, we will offer a refund or replacement. For full details of the Abpromise, please visit <https://www.abcam.co.jp/abpromise> or contact our technical team.

Terms and conditions

- Guarantee only valid for products bought direct from Abcam or one of our authorized distributors