


Product datasheet

Anti-SFRP4 antibody ab122905

1 References [画像数 2](#)

製品の概要

製品名	Anti-SFRP4 antibody
製品の詳細	Goat polyclonal to SFRP4
由来種	Goat
アプリケーション	適用あり: WB, IHC-P
種交差性	交差種: Human 交差が予測される動物種: Mouse, Rat, Cow, Pig 
免疫原	Synthetic peptide conjugated to KLH, corresponding to internal sequence amino acids of Human SFRP4.
ポジティブ・コントロール	Human Skeletal Muscle (Interstitial Cells) tissue; Human uterus lysate.

製品の特性

製品の状態	Liquid
保存方法	Shipped at 4°C. Upon delivery aliquot and store at -20°C. Avoid freeze / thaw cycles.
バッファー	pH: 7.30 Preservative: 0.02% Sodium azide Constituents: 99% Tris buffered saline, 0.5% BSA
精製度	Protein G purified
ポリ/モノ	ポリクローナル
アイソタイプ	IgG

アプリケーション

Our [Abpromise guarantee](#) covers the use of **ab122905** in the following tested applications.

The application notes include recommended starting dilutions; optimal dilutions/concentrations should be determined by the end user.

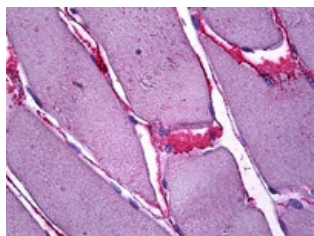
アプリケーション	Abreviews	特記事項
WB		Use a concentration of 0.3 - 1 µg/ml. Detects a band of approximately 40 kDa (predicted molecular weight: 40 kDa).

アプリケーション	Abreviews	特記事項
IHC-P		Use a concentration of 3.75 µg/ml.

ターゲット情報

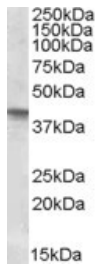
機能	Soluble frizzled-related proteins (sFRPS) function as modulators of Wnt signaling through direct interaction with Wnts. They have a role in regulating cell growth and differentiation in specific cell types. SFRP4 may act as a regulator of adult uterine morphology and function. Increases apoptosis during ovulation possibly through modulation of FZ1/FZ4/WNT4 signaling (By similarity). Has phosphaturic effects by specifically inhibiting sodium-dependent phosphate uptake.
組織特異性	Expressed in mesenchymal cells. Highly expressed in the stroma of proliferative endometrium. Expressed in cardiomyocytes. Shows moderate to strong expression in ovarian tumors with expression increasing as the tumor stage increases. In ovarian tumors, expression levels are inversely correlated with expression of CTNNB1 (at protein level).
配列類似性	Belongs to the secreted frizzled-related protein (sFRP) family. Contains 1 FZ (frizzled) domain. Contains 1 NTR domain.
ドメイン	The FZ domain is involved in binding with Wnt ligands.
細胞内局在	Secreted. Cytoplasmic in ovarian tumor cells.

画像



ab122905, at 3.75 µg/ml, staining SFRP4 in Formalin-fixed, Paraffin-embedded Human Skeletal Muscle (interstitial cells) tissue by Immunohistochemistry.

Immunohistochemistry (Formalin/PFA-fixed paraffin-embedded sections) - Anti-SFRP4 antibody (ab122905)



Western blot - Anti-SFRP4 antibody (ab122905)

Anti-SFRP4 antibody (ab122905) at 0.3 µg/ml
+ Human uterus lysate (in RIPA buffer) at 35
µg

Developed using the ECL technique.

Predicted band size: 40 kDa

Please note: All products are "FOR RESEARCH USE ONLY AND ARE NOT INTENDED FOR DIAGNOSTIC OR THERAPEUTIC USE"

Our Abpromise to you: Quality guaranteed and expert technical support

- Replacement or refund for products not performing as stated on the datasheet
- Valid for 12 months from date of delivery
- Response to your inquiry within 24 hours
- We provide support in Chinese, English, French, German, Japanese and Spanish
- Extensive multi-media technical resources to help you
- We investigate all quality concerns to ensure our products perform to the highest standards

If the product does not perform as described on this datasheet, we will offer a refund or replacement. For full details of the Abpromise, please visit <https://www.abcam.co.jp/abpromise> or contact our technical team.

Terms and conditions

- Guarantee only valid for products bought direct from Abcam or one of our authorized distributors