


Product datasheet

Anti-PHAP1 antibody ab51013

1 References [画像数 2](#)

製品の概要

製品名	Anti-PHAP1 antibody
製品の詳細	Rabbit polyclonal to PHAP1
由来種	Rabbit
アプリケーション	<b>適用あり:</b> WB, IHC-P, ELISA
種交差性	<b>交差種:</b> Human <b>交差が予測される動物種:</b> Rat, Chicken, Cow, Dog, Zebrafish 
免疫原	A region within synthetic peptide: MEMGRRIHLE LRNRTPSDVK ELVLDNSRSN EGKLEGLTDE FEELEFLSTI, corresponding to N terminal amino acids 1-50 of Human PHAP1 <a href="#">Run BLAST with ExPASy</a> <a href="#">Run BLAST with NCBI</a>
ポジティブ・コントロール	Jurkat cell lysate, Human heart.

製品の特性

製品の状態	Liquid
保存方法	Shipped at 4°C. Upon delivery aliquot and store at -20°C. Avoid freeze / thaw cycles.
バッファー	Preservative: 0.09% Sodium azide Constituents: 2% Sucrose, PBS
精製度	Protein A purified
ポリ/モノ	ポリクローナル
アイソタイプ	IgG

アプリケーション

Our [Abpromise guarantee](#) covers the use of **ab51013** in the following tested applications.

The application notes include recommended starting dilutions; optimal dilutions/concentrations should be determined by the end user.

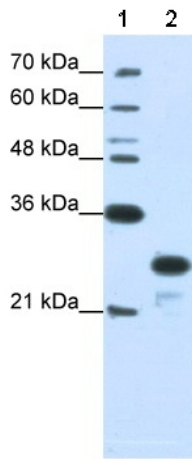
アプリケーション	Abreviews	特記事項

アプリ ケーション	Abreviews	特記事項
WB		Use a concentration of 1.25 µg/ml. Detects a band of approximately 28 kDa (predicted molecular weight: 28 kDa). Good results were obtained when blocked with 5% non-fat dry milk in 0.05% PBS-T.
IHC-P		Use a concentration of 4 - 8 µg/ml.
ELISA		1/312500. Titre using peptide based assay 1/312500.

## ターゲット情報

機能	Implicated in a number of cellular processes, including proliferation, differentiation, caspase-dependent and caspase-independent apoptosis, suppression of transformation (tumor suppressor), inhibition of protein phosphatase 2A, regulation of mRNA trafficking and stability in association with ELAVL1, and inhibition of acetyltransferases as part of the INHAT (inhibitor of histone acetyltransferases) complex. Plays a role in E4F1-mediated transcriptional repression.
組織特異性	Expressed in all tissues tested. Highly expressed in kidney and skeletal muscle, moderate levels of expression in brain, placenta and pancreas, and weakly expressed in lung. Found in all regions of the brain examined (amygdala, caudate nucleus, corpus callosum, hippocampus and thalamus), with highest levels in amygdala.
配列類似性	Belongs to the ANP32 family. Contains 4 LRR (leucine-rich) repeats. Contains 1 LRRCT domain.
翻訳後修飾	Phosphorylated on serine residues. The N-terminus is blocked. Some glutamate residues are glycylylated by TTLL8. This modification occurs exclusively on glutamate residues and results in a glycine chain on the gamma-carboxyl group.
細胞内局在	Nucleus. Cytoplasm. Endoplasmic reticulum. Translocates to the cytoplasm during the process of neuritogenesis (By similarity). Shuttles between nucleus and cytoplasm.

## 画像



Western blot - Anti-PHAP1 antibody (ab51013)

**Lane 1 :** Marker

**Lane 2 :** Anti-PHAP1 antibody (ab51013) at 1.25 µg/ml

**Lane 2 :** Jurkat cell lysate at 10 µg/ml with skim milk/ PBS at 5 %

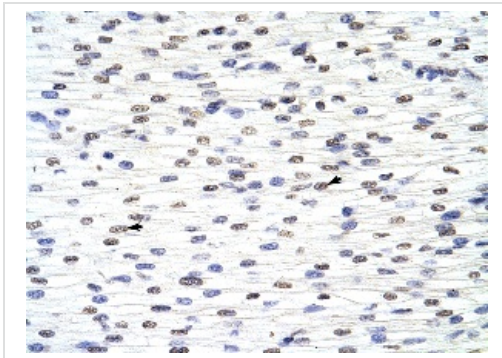
**Secondary**

**Lane 2 :** HRP conjugated anti-Rabbit IgG at 1/50000 dilution

**Predicted band size:** 28 kDa

**Observed band size:** 28 kDa

Gel concentration: 12%



Immunohistochemistry (Formalin/PFA-fixed paraffin-embedded sections) - Anti-PHAP1 antibody (ab51013)

ab51013 at 4.0 µg/ml staining myocardial cells from human heart; paraffin embedded; magnification 400x.

**Please note:** All products are "FOR RESEARCH USE ONLY AND ARE NOT INTENDED FOR DIAGNOSTIC OR THERAPEUTIC USE"

### Our Abpromise to you: Quality guaranteed and expert technical support

- Replacement or refund for products not performing as stated on the datasheet
- Valid for 12 months from date of delivery
- Response to your inquiry within 24 hours
- We provide support in Chinese, English, French, German, Japanese and Spanish
- Extensive multi-media technical resources to help you
- We investigate all quality concerns to ensure our products perform to the highest standards

If the product does not perform as described on this datasheet, we will offer a refund or replacement. For full details of the Abpromise, please visit <https://www.abcam.co.jp/abpromise> or contact our technical team.

### Terms and conditions

- Guarantee only valid for products bought direct from Abcam or one of our authorized distributors