

## Product datasheet

# Anti-PEX19 antibody ab95959

画像数 3

### 製品の概要

製品名	Anti-PEX19 antibody
製品の詳細	Rabbit polyclonal to PEX19
由来種	Rabbit
アプリケーション	適用あり: WB, IHC-P, ICC/IF
種交差性	交差種: Human 交差が予測される動物種: Mouse, Rat, Cow
免疫原	Recombinant fragment within Human PEX19 aa 1-269. The exact sequence is proprietary. Database link: <a href="#">P40855</a>
ポジティブ・コントロール	WB: MOLT4 whole cell lysate; ICC/IF: A549 cell IHC-P: SW480 xenograft

### 法規制情報

**医薬用外毒物**

### 製品の特性

製品の状態	Liquid
保存方法	Shipped at 4°C. Upon delivery aliquot and store at -20°C. Avoid repeated freeze / thaw cycles.
バッファー	Preservative: 0.01% Thimerosal (merthiolate) Constituents: 10% Glycerol, 0.1M Tris, 0.1M Glycine, pH 7.0
精製度	Immunogen affinity purified
特記事項(精製)	Purified by antigen affinity chromatography.
ポリ/モノ	ポリクローナル
アイソタイプ	IgG

### アプリケーション

Our [Abpromise guarantee](#) covers the use of **ab95959** in the following tested applications.

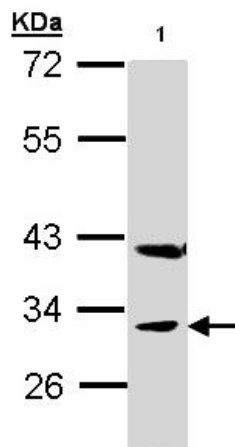
The application notes include recommended starting dilutions; optimal dilutions/concentrations should be determined by the end user.

アプリケーション	Abreviews	特記事項
WB		1/500 - 1/3000. Predicted molecular weight: 33 kDa.
IHC-P		1/100 - 1/500.
ICC/IF		1/100 - 1/200.

## ターゲット情報

機能	Necessary for early peroxisomal biogenesis. Acts both as a cytosolic chaperone and as an import receptor for peroxisomal membrane proteins (PMPs). Binds and stabilizes newly synthesized PMPs in the cytoplasm by interacting with their hydrophobic membrane-spanning domains, and targets them to the peroxisome membrane by binding to the integral membrane protein PEX3. Excludes CDKN2A from the nucleus and prevents its interaction with MDM2, which results in active degradation of TP53.
組織特異性	Ubiquitously expressed. Isoform 1 is strongly predominant in all tissues except in utero where isoform 2 is the main form.
関連疾患	<p>Defects in PEX19 are the cause of peroxisome biogenesis disorder complementation group 14 (PBD-CG14) [MIM:600279]; also known as PBD-CGJ. PBD refers to a group of peroxisomal disorders arising from a failure of protein import into the peroxisomal membrane or matrix. The PBD group is comprised of four disorders: Zellweger syndrome (ZWS), neonatal adrenoleukodystrophy (NALD), infantile Refsum disease (IRD), and classical rhizomelic chondrodysplasia punctata (RCDP). ZWS, NALD and IRD are distinct from RCDP and constitute a clinical continuum of overlapping phenotypes known as the Zellweger spectrum. The PBD group is genetically heterogeneous with at least 14 distinct genetic groups as concluded from complementation studies.</p> <p>Defects in PEX19 are a cause of Zellweger syndrome (ZWS) [MIM:214100]. ZWS is a fatal peroxisome biogenesis disorder characterized by dysmorphic facial features, hepatomegaly, ocular abnormalities, renal cysts, hearing impairment, profound psychomotor retardation, severe hypotonia and neonatal seizures. Death occurs within the first year of life.</p>
配列類似性	Belongs to the peroxin-19 family.
細胞内局在	Cytoplasm. Peroxisome membrane. Mainly cytoplasmic. Some fraction membrane-associated to the outer surface of peroxisomes.

## 画像

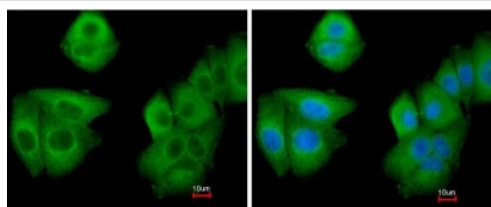


Anti-PEX19 antibody (ab95959) at 1/1000 dilution + MOLT4 whole cell lysate at 30 µg

**Predicted band size:** 33 kDa

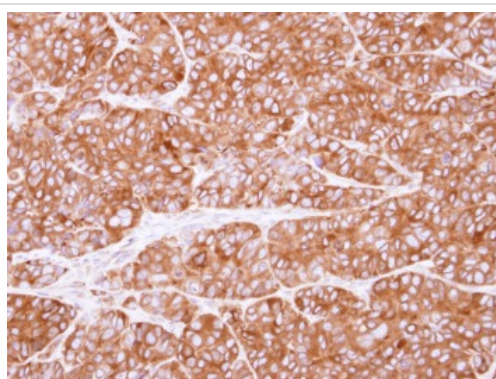
12% SDS PAGE

Western blot - Anti-PEX19 antibody (ab95959)



ab95959, at a 1/200 dilution, staining PEX19 in paraformaldehyde fixed A549 cell by Immunofluorescence analysis. Image on the right: merged with DNA probe.

Immunocytochemistry/ Immunofluorescence - Anti-PEX19 antibody (ab95959)



ab95959, at a 1/500 dilution, staining PEX19 in paraffin embedded SW480 xenograft by Immunohistochemistry.

Immunohistochemistry (Formalin/PFA-fixed paraffin-embedded sections) - Anti-PEX19 antibody (ab95959)

**Please note:** All products are "FOR RESEARCH USE ONLY AND ARE NOT INTENDED FOR DIAGNOSTIC OR THERAPEUTIC USE"

### Our Abpromise to you: Quality guaranteed and expert technical support

- Replacement or refund for products not performing as stated on the datasheet
- Valid for 12 months from date of delivery

- Response to your inquiry within 24 hours
- We provide support in Chinese, English, French, German, Japanese and Spanish
- Extensive multi-media technical resources to help you
- We investigate all quality concerns to ensure our products perform to the highest standards

If the product does not perform as described on this datasheet, we will offer a refund or replacement. For full details of the Abpromise, please visit <https://www.abcam.co.jp/abpromise> or contact our technical team.

### **Terms and conditions**

---

- Guarantee only valid for products bought direct from Abcam or one of our authorized distributors