

Product datasheet

Anti-PACE4 antibody ab110144

★★★★☆ 1 Abreviews [画像数 3](#)

製品の概要

製品名	Anti-PACE4 antibody
製品の詳細	Goat polyclonal to PACE4
由来種	Goat
アプリケーション	適用あり: ICC/IF, IHC-P
種交差性	交差種: Human 交差が予測される動物種: Mouse, Rat
免疫原	Synthetic peptide: PDCEPGTYFDSE , corresponding to internal sequence amino acids 830-841 of Human PACE4 (NP_002561.1; NP_612192.1; NP_612195.1; NP_612197.1; NP_612196.1; NP_612198.2; NP_612193.1; NP_612194.1). <div style="text-align: right;"> Run BLAST with Run BLAST with </div>
ポジティブ・コントロール	Human testis and skeletal muscle tissues

製品の特性

製品の状態	Liquid
保存方法	Shipped at 4°C. Upon delivery aliquot and store at -20°C. Avoid repeated freeze / thaw cycles.
バッファー	Preservative: 0.02% Sodium Azide Constituents: 0.5% BSA, Tris buffered saline, pH 7.3
精製度	Immunogen affinity purified
ポリモノ	ポリクローナル
アイソタイプ	IgG

アプリケーション

Our [Abpromise guarantee](#) covers the use of **ab110144** in the following tested applications.

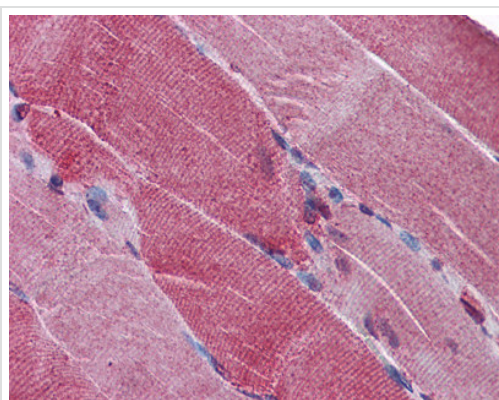
The application notes include recommended starting dilutions; optimal dilutions/concentrations should be determined by the end user.

アプリケーション	Abreviews	特記事項
ICC/IF	★★★★☆	1/200. Fix cells in paraformaldehyde and permeabilize with 0.5% Triton X-100/PBS before staining.
IHC-P		Use a concentration of 3.75 µg/ml.

ターゲット情報

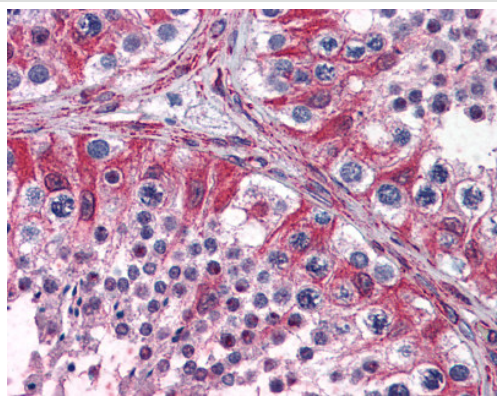
機能	Likely to represent an endoprotease activity within the constitutive secretory pathway, with unique restricted distribution in both neuroendocrine and non-neuroendocrine tissues and capable of cleavage at the RX(K/R)R consensus motif.
組織特異性	Each PACE4 isoform exhibits a unique restricted distribution. Isoform PACE4A-I is expressed in heart, brain, placenta, lung, skeletal muscle, kidney, pancreas, but at comparatively higher levels in the liver. Isoform PACE4A-II is at least expressed in placenta. Isoform PACE4B was only found in the embryonic kidney cell line from which it was isolated. Isoform PACE4C and isoform PACE4D are expressed in placenta. Isoform PACE4E-I is expressed in cerebellum, placenta and pituitary. Isoform PACE4E-II is at least present in cerebellum.
配列類似性	Belongs to the peptidase S8 family. Contains 1 homo B/P domain. Contains 1 PLAC domain.
ドメイン	The propeptide domain acts as an intramolecular chaperone assisting the folding of the zymogen within the endoplasmic reticulum. Isoform PACE4D lacks the propeptide domain.
細胞内局在	Secreted; Endomembrane system. Retained intracellularly probably through a hydrophobic cluster in their C-terminus and Endoplasmic reticulum. Not secreted, remains probably in zymogen form in endoplasmic reticulum.

画像



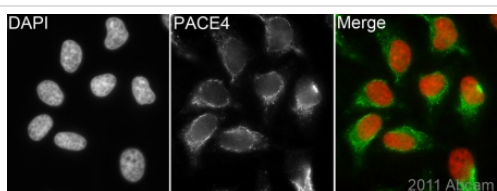
ab110144, at 3.75 µg/ml, staining PACE4 in formalin fixed, paraffin embedded Human skeletal muscle by Immunohistochemistry.

Immunohistochemistry (Formalin/PFA-fixed paraffin-embedded sections) - Anti-PACE4 antibody (ab110144)



Immunohistochemistry (Formalin/PFA-fixed paraffin-embedded sections) - Anti-PACE4 antibody (ab110144)

ab110144, at 3.75 µg/ml, staining PACE4 in formalin fixed, paraffin embedded Human testis by Immunohistochemistry.



Immunocytochemistry/ Immunofluorescence - Anti-PACE4 antibody (ab110144)

Image courtesy of an Abreview submitted by Dr. Kirk McManus, Univ. of Manitoba/Cancer Care MCB, Canada

ab110144 (1/200) staining PACE4 in HeLa cells (green). Cells were fixed in paraformaldehyde, permeabilized with 0.5% Triton X100/PBS and counterstained with DAPI in order to highlight the nucleus (red). For further experimental details please refer to Abreview.

Please note: All products are "FOR RESEARCH USE ONLY AND ARE NOT INTENDED FOR DIAGNOSTIC OR THERAPEUTIC USE"

Our Abpromise to you: Quality guaranteed and expert technical support

- Replacement or refund for products not performing as stated on the datasheet
- Valid for 12 months from date of delivery
- Response to your inquiry within 24 hours
- We provide support in Chinese, English, French, German, Japanese and Spanish
- Extensive multi-media technical resources to help you
- We investigate all quality concerns to ensure our products perform to the highest standards

If the product does not perform as described on this datasheet, we will offer a refund or replacement. For full details of the Abpromise, please visit <https://www.abcam.co.jp/abpromise> or contact our technical team.

Terms and conditions

- Guarantee only valid for products bought direct from Abcam or one of our authorized distributors