


## Product datasheet

# Anti-NOX1 antibody ab121009

1 References [画像数 2](#)

### 製品の概要

<b>製品名</b>	Anti-NOX1 antibody
<b>製品の詳細</b>	Goat polyclonal to NOX1
<b>由来種</b>	Goat
<b>アプリケーション</b>	<b>適用あり:</b> WB, IHC-P
<b>種交差性</b>	<b>交差種:</b> Mouse, Human <b>交差が予測される動物種:</b> Rabbit, Guinea pig, Dog, Pig, Rhesus monkey, Gorilla 
<b>免疫原</b>	Synthetic peptide: DKATDIVTGLKQK with a Cysteine residue linker, corresponding to internal sequence amino acids 490-502 of Human NOX1 (NP_008983.2) or 441-453 of Human NOX1 (NP_039249.1). <a href="#">Run BLAST with</a> <a href="#">Run BLAST with</a>
<b>ポジティブ・コントロール</b>	Human and Mouse colon lysates, cultured transgenic Mouse aortic smooth muscle cells (MASM).

### 製品の特性

<b>製品の状態</b>	Liquid
<b>保存方法</b>	Shipped at 4°C. Upon delivery aliquot and store at -20°C. Avoid repeated freeze / thaw cycles.
<b>バッファー</b>	pH: 7.30 Preservative: 0.02% Sodium azide Constituents: 99% Tris buffered saline, 0.5% BSA
<b>精製度</b>	Immunogen affinity purified
<b>特記事項 (精製)</b>	ab121009 is purified from Goat serum by ammonium sulphate precipitation followed by antigen affinity chromatography using the immunizing peptide.
<b>ポリ/モノ</b>	ポリクローナル
<b>アイソタイプ</b>	IgG

### アプリケーション

Our [Abpromise guarantee](#) covers the use of **ab121009** in the following tested applications.


The application notes include recommended starting dilutions; optimal dilutions/concentrations should be determined by the end user.

アプリケーション	Abreviews	特記事項
WB		Use a concentration of 0.1 - 0.3 µg/ml. Detects a band of approximately 65 kDa (predicted molecular weight: 65 kDa). Can be blocked with <a href="#">Human NOX1 peptide (ab229702)</a> .
IHC-P		Use a concentration of 7.5 µg/ml. Perform heat mediated antigen retrieval with citrate buffer pH 6 before commencing with IHC staining protocol.

## ターゲット情報

機能	NOH-1S is a voltage-gated proton channel that mediates the H(+) currents of resting phagocytes and other tissues. It participates in the regulation of cellular pH and is blocked by zinc. NOH-1L is a pyridine nucleotide-dependent oxidoreductase that generates superoxide and might conduct H(+) ions as part of its electron transport mechanism, whereas NOH-1S does not contain an electron transport chain.
組織特異性	NOH-1L is detected in colon, uterus, prostate, and colon carcinoma, but not in peripheral blood leukocytes. NOH-1S is detected only in colon and colon carcinoma cells.
配列類似性	Contains 1 FAD-binding FR-type domain. Contains 1 ferric oxidoreductase domain.
細胞内局在	Cell projection > invadopodium membrane.

## 画像



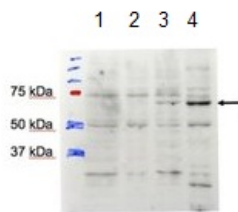
**All lanes :** Anti-NOX1 antibody (ab121009) at 0.1 µg/ml

**Lane 1 :** Colorectal adenocarcinoma cell lysate (35µg protein in RIPA buffer)

**Lane 2 :** HeLa cell lysate (35µg protein in RIPA buffer)

**Predicted band size:** 65 kDa

Primary incubation was 1 hour. Detected by chemiluminescence.



Western blot - Anti-NOX1 antibody (ab121009)

**All lanes :** Anti-NOX1 antibody (ab121009) at 1 µg/ml

**Lane 1 :** WT MASM cell lysate (in RIPA buffer)

**Lane 2 :** Knock out MASM cell lysate (in RIPA buffer)

**Lane 3 :** Transgenic MASM cell lysate (in RIPA buffer)

**Lane 4 :** Mouse colon lysate (in RIPA buffer)

Lysates/proteins at 35 µg per lane.

Developed using the ECL technique.

**Predicted band size:** 65 kDa

**Please note:** All products are "FOR RESEARCH USE ONLY AND ARE NOT INTENDED FOR DIAGNOSTIC OR THERAPEUTIC USE"

### Our Abpromise to you: Quality guaranteed and expert technical support

- Replacement or refund for products not performing as stated on the datasheet
- Valid for 12 months from date of delivery
- Response to your inquiry within 24 hours
- We provide support in Chinese, English, French, German, Japanese and Spanish
- Extensive multi-media technical resources to help you
- We investigate all quality concerns to ensure our products perform to the highest standards

If the product does not perform as described on this datasheet, we will offer a refund or replacement. For full details of the Abpromise, please visit <https://www.abcam.co.jp/abpromise> or contact our technical team.

### Terms and conditions

- Guarantee only valid for products bought direct from Abcam or one of our authorized distributors