

## Product datasheet

# Anti-Lipocalin-2 / NGAL antibody ab89819

画像数 3

### 製品の概要

製品名	Anti-Lipocalin-2 / NGAL antibody
製品の詳細	Mouse polyclonal to Lipocalin-2 / NGAL
由来種	Mouse
アプリケーション	適用あり: WB, IHC-P
種交差性	交差種: Human
免疫原	Full length protein corresponding to Human Lipocalin-2/ NGAL aa 1-198. Database link: <a href="#">NP_005555.1</a>
ポジティブ・コントロール	WB: spleen tissue lysate. IHC: pancreas tissue.

### 製品の特性

製品の状態	Liquid
保存方法	Shipped at 4°C. Upon delivery aliquot and store at -20°C or -80°C. Avoid repeated freeze / thaw cycles.
バッファー	pH: 7.20 Constituent: 2.68% PBS
精製度	Protein A purified
ポリ/モノ	ポリクローナル
アイソタイプ	IgG

### アプリケーション

Our [Abpromise guarantee](#) covers the use of **ab89819** in the following tested applications.

The application notes include recommended starting dilutions; optimal dilutions/concentrations should be determined by the end user.

アプリケーション	Abreviews	特記事項
----------	-----------	------

WB

IHC-P

### 追加情報

IHC-P: Use at a concentration of 3 µg/ml. Antigen retrieval is not essential but may optimise

staining. Microwave method recommended.

WB: Use at a concentration of 1 µg/ml. Predicted molecular weight: 23 kDa.

Not yet tested in other applications.

Optimal dilutions/concentrations should be determined by the end user.

## ターゲット情報

### 機能

Iron-trafficking protein involved in multiple processes such as apoptosis, innate immunity and renal development. Binds iron through association with 2,5-dihydroxybenzoic acid (2,5-DHBA), a siderophore that shares structural similarities with bacterial enterobactin, and delivers or removes iron from the cell, depending on the context. Iron-bound form (holo-24p3) is internalized following binding to the SLC22A17 (24p3R) receptor, leading to release of iron and subsequent increase of intracellular iron concentration. In contrast, association of the iron-free form (apo-24p3) with the SLC22A17 (24p3R) receptor is followed by association with an intracellular siderophore, iron chelation and iron transfer to the extracellular medium, thereby reducing intracellular iron concentration. Involved in apoptosis due to interleukin-3 (IL3) deprivation: iron-loaded form increases intracellular iron concentration without promoting apoptosis, while iron-free form decreases intracellular iron levels, inducing expression of the proapoptotic protein BCL2L11/BIM, resulting in apoptosis. Involved in innate immunity, possibly by sequestering iron, leading to limit bacterial growth.

### 組織特異性

Expressed in bone marrow and in tissues that are prone to exposure to microorganism. High expression is found in bone marrow as well as in uterus, prostate, salivary gland, stomach, appendix, colon, trachea and lung. Not found in the small intestine or peripheral blood leukocytes.

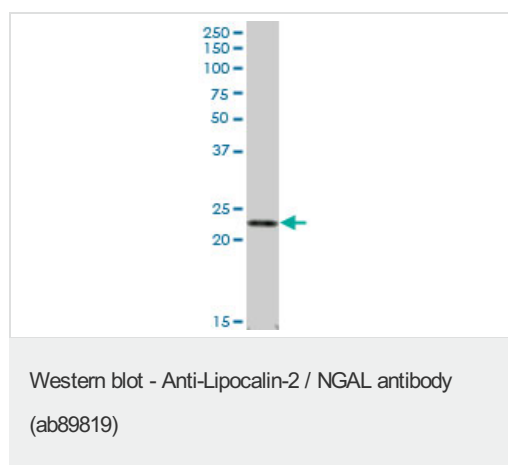
### 配列類似性

Belongs to the calycin superfamily. Lipocalin family.

### 細胞内局在

Secreted. Upon binding to the SLC22A17 (24p3R) receptor, it is internalized.

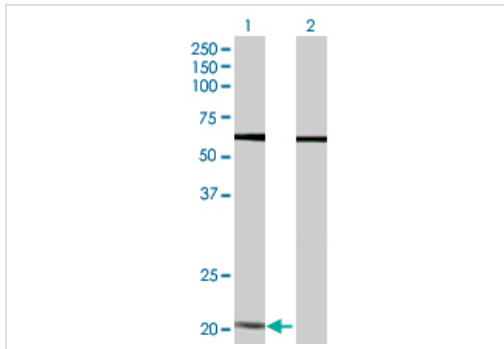
## 画像



Anti-Lipocalin-2 / NGAL antibody (ab89819) at 1 µg/ml + Human spleen tissue lysate at 50 µg

**Predicted band size:** 23 kDa

**Observed band size:** 23 kDa



Western blot - Anti-Lipocalin-2 / NGAL antibody (ab89819)

**All lanes :** Anti-Lipocalin-2 / NGAL antibody (ab89819) at 1 µg/ml

**Lane 1 :** Lipocalin 2 transfected 293T cell lysate

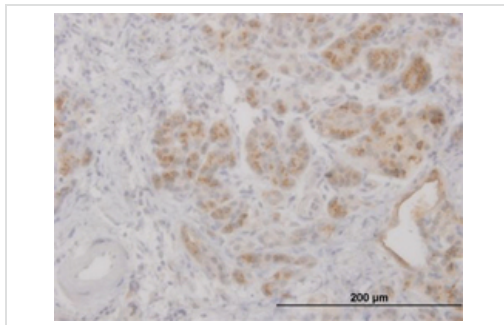
**Lane 2 :** Non-transfected lysate

Lysates/proteins at 25 µg per lane.

**Predicted band size:** 23 kDa

**Observed band size:** 23 kDa

**Additional bands at:** ~60 kDa. We are unsure as to the identity of these extra bands.



Immunohistochemistry (Formalin/PFA-fixed paraffin-embedded sections) - Anti-Lipocalin-2 / NGAL antibody (ab89819)

ab89819 at 3µg/ml staining Lipocalin-2/ NGAL in formalin-fixed, paraffin-embedded Human pancreas tissue by immunohistochemistry .

**Please note:** All products are "FOR RESEARCH USE ONLY AND ARE NOT INTENDED FOR DIAGNOSTIC OR THERAPEUTIC USE"

### Our Abpromise to you: Quality guaranteed and expert technical support

- Replacement or refund for products not performing as stated on the datasheet
- Valid for 12 months from date of delivery
- Response to your inquiry within 24 hours
- We provide support in Chinese, English, French, German, Japanese and Spanish
- Extensive multi-media technical resources to help you
- We investigate all quality concerns to ensure our products perform to the highest standards

If the product does not perform as described on this datasheet, we will offer a refund or replacement. For full details of the Abpromise, please visit <https://www.abcam.co.jp/abpromise> or contact our technical team.

## Terms and conditions

---

- Guarantee only valid for products bought direct from Abcam or one of our authorized distributors