

Product datasheet

Anti-KIAA1731 antibody ab122490

2 References [画像数 3](#)

製品の概要

製品名	Anti-KIAA1731 antibody
製品の詳細	Rabbit polyclonal to KIAA1731
由来種	Rabbit
アプリケーション	適用あり: IHC-P, WB, ICC/IF
種交差性	交差種: Human
免疫原	antigen sequence, corresponding to amino acids 1877-1978 of Human KIAA1731.
ポジティブ・コントロール	ICC/IF: U-2 OS cells. WB: Human liver lysate. IHC-P: Human prostate tissue.

製品の特性

製品の状態	Liquid
保存方法	Shipped at 4°C. Store at -20°C or -80°C. Avoid freeze / thaw cycle. Store undiluted.
バッファー	pH: 7.20 Preservative: 0.02% Sodium azide Constituents: 59% PBS, 40% Glycerol
精製度	Immunogen affinity purified
ポリ/モノ	ポリクローナル
アイソタイプ	IgG

アプリケーション

Our [Abpromise guarantee](#) covers the use of **ab122490** in the following tested applications.

The application notes include recommended starting dilutions; optimal dilutions/concentrations should be determined by the end user.

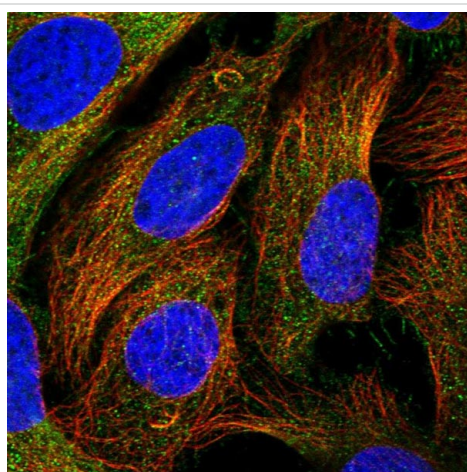
アプリケーション	Abreviews	特記事項
IHC-P		1/200 - 1/500. Perform heat mediated antigen retrieval with citrate buffer pH 6 before commencing with IHC staining protocol.
WB		1/250 - 1/500.

アプリケーション	Abreviews	特記事項
----------	-----------	------

ICC/IF
 Use a concentration of 1 - 4 µg/ml.
 Fixation/Permeabilization: PFA/Triton X-100.

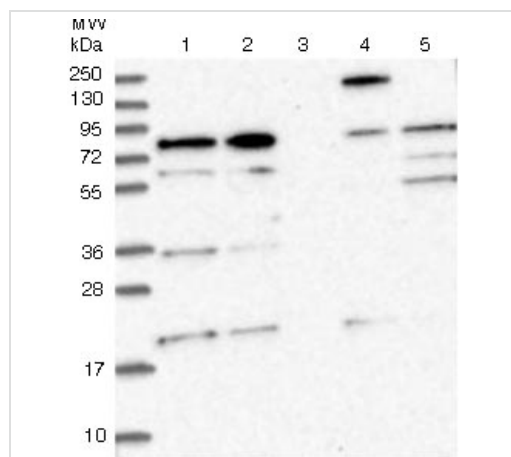
ターゲット情報

画像



Immunocytochemistry/Immunofluorescence analysis of U-2 OS cells labeling KIAA1731 with [ab12249](#) shows positivity in the plasma membrane and cytoplasm.

Immunocytochemistry/ Immunofluorescence - Anti-KIAA1731 antibody (ab122490)

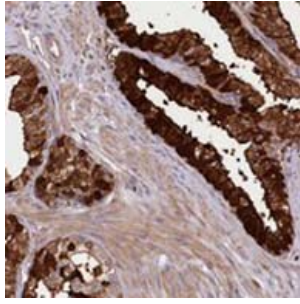


All lanes : Anti-KIAA1731 antibody (ab122490) at 1/250 dilution

- Lane 1 :** RT 4 cell lysate
- Lane 2 :** U 251 MG cell lysate
- Lane 3 :** Human Plasma lysate
- Lane 4 :** Human Liver lysate
- Lane 5 :** Human Tonsil lysate

Developed using the ECL technique.

Western blot - Anti-KIAA1731 antibody (ab122490)



ab122490 at 1/200 dilution staining KIAA1731 in paraffin-embedded human prostate tissue by Immunohistochemistry.

Immunohistochemistry (Formalin/PFA-fixed paraffin-embedded sections) - Anti-KIAA1731 antibody (ab122490)

Please note: All products are "FOR RESEARCH USE ONLY AND ARE NOT INTENDED FOR DIAGNOSTIC OR THERAPEUTIC USE"

Our Abpromise to you: Quality guaranteed and expert technical support

- Replacement or refund for products not performing as stated on the datasheet
- Valid for 12 months from date of delivery
- Response to your inquiry within 24 hours
- We provide support in Chinese, English, French, German, Japanese and Spanish
- Extensive multi-media technical resources to help you
- We investigate all quality concerns to ensure our products perform to the highest standards

If the product does not perform as described on this datasheet, we will offer a refund or replacement. For full details of the Abpromise, please visit <https://www.abcam.co.jp/abpromise> or contact our technical team.

Terms and conditions

- Guarantee only valid for products bought direct from Abcam or one of our authorized distributors