




Product datasheet

Anti-IRS1 antibody ab5604

製品の概要

製品名	Anti-IRS1 antibody
製品の詳細	Rabbit polyclonal to IRS1
由来種	Rabbit
アプリケーション	適用あり: WB
種交差性	交差種: Mouse 交差が予測される動物種: Rat, Chicken, Human, Xenopus laevis, African green monkey 
免疫原	Synthetic peptide corresponding to Human IRS1 aa 631-646. Sequence: DYMPMSPKSVSAPQQI (Peptide available as ab41777)  Run BLAST with  Run BLAST with
ポジティブ・コントロール	By Western blot, this antibody detects a ~170 kDa protein representing IRS1 from 3T3 L1 cell extract.

製品の特性

製品の状態	Liquid
保存方法	Shipped at 4°C. Store at +4°C short term (1-2 weeks). Upon delivery aliquot. Store at -20°C or -80°C. Avoid freeze / thaw cycle.
バッファー	Preservative: 0.05% Sodium azide Constituents: 0.1% BSA, 99% PBS
精製度	Immunogen affinity purified
ポリクローナル	ポリクローナル
アイソタイプ	IgG

アプリケーション

Our [Abpromise guarantee](#) covers the use of **ab5604** in the following tested applications.

The application notes include recommended starting dilutions; optimal dilutions/concentrations should be determined by the end user.

アプリケーション	Abreviews	特記事項
WB		Use a concentration of 2 µg/ml. Detects a band of approximately 170 kDa (predicted molecular weight: 149 kDa). Can be blocked with Human IRS1 peptide (ab41777) .

ターゲット情報

機能	May mediate the control of various cellular processes by insulin. When phosphorylated by the insulin receptor binds specifically to various cellular proteins containing SH2 domains such as phosphatidylinositol 3-kinase p85 subunit or GRB2. Activates phosphatidylinositol 3-kinase when bound to the regulatory p85 subunit.
関連疾患	Polymorphisms in IRS1 may be involved in the etiology of non-insulin-dependent diabetes mellitus (NIDDM) [MIM:125853].
配列類似性	Contains 1 IRS-type PTB domain. Contains 1 PH domain.
翻訳後修飾	Serine phosphorylation of IRS1 is a mechanism for insulin resistance. Ser-312 phosphorylation inhibits insulin action through disruption of IRS1 interaction with the insulin receptor. Phosphorylation of Tyr-896 is required for GRB2-binding.

Please note: All products are "FOR RESEARCH USE ONLY AND ARE NOT INTENDED FOR DIAGNOSTIC OR THERAPEUTIC USE"

Our Abpromise to you: Quality guaranteed and expert technical support

- Replacement or refund for products not performing as stated on the datasheet
- Valid for 12 months from date of delivery
- Response to your inquiry within 24 hours
- We provide support in Chinese, English, French, German, Japanese and Spanish
- Extensive multi-media technical resources to help you
- We investigate all quality concerns to ensure our products perform to the highest standards

If the product does not perform as described on this datasheet, we will offer a refund or replacement. For full details of the Abpromise, please visit <https://www.abcam.co.jp/abpromise> or contact our technical team.

Terms and conditions

- Guarantee only valid for products bought direct from Abcam or one of our authorized distributors