


Anti-HSD17B4 antibody ab97975

画像検索

医薬用外毒物

製品の概要

製品名	Anti-HSD17B4 antibody
製品の詳細	Rabbit polyclonal to HSD17B4
由来種	Rabbit
アプリケーション	適用あり: WB, IHC-P, ICC/IF
種交差性	交差種: Rat, Human 交差が予測される動物種: Mouse, Cow, Pig 
免疫原	Recombinant fragment corresponding to Human HSD17B4 aa 355-615. Database link: NP_000405
ポジティブ・コントロール	HepG2 whole cell lysate; DLD-1 xenograft; 293T, A431, H1299, HeLa, Molt-4 and Raji cell lysates.

製品の特性

製品の状態	Liquid
保存方法	Shipped at 4°C. Upon delivery aliquot. Store at -20°C or -80°C. Avoid freeze / thaw cycle.
バッファー	pH: 7.00 Preservative: 0.01% Thimerosal (merthiolate) Constituents: 10% Glycerol, 1.21% Tris, 0.75% Glycine
精製度	Immunogen affinity purified
ポリ/モノ	ポリクローナル
アイソタイプ	IgG

アプリケーション

Our [Abpromise guarantee](#) covers the use of **ab97975** in the following tested applications.

The application notes include recommended starting dilutions; optimal dilutions/concentrations should be determined by the end user.

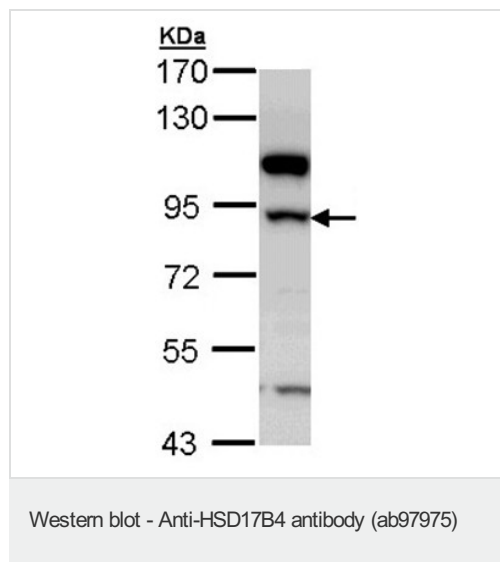
アプリケーション	Abreviews	特記事項
WB		1/500 - 1/3000. Predicted molecular weight: 80 kDa.

アプリケーション	Abreviews	特記事項
IHC-P		1/100 - 1/1000.
ICC/IF		1/100 - 1/1000.

ターゲット情報

機能	Bifunctional enzyme acting on the peroxisomal beta-oxidation pathway for fatty acids. Catalyzes the formation of 3-ketoacyl-CoA intermediates from both straight-chain and 2-methyl-branched-chain fatty acids.
組織特異性	Present in many tissues with highest concentrations in liver, heart, prostate and testis.
パスウェイ	Lipid metabolism; fatty acid beta-oxidation.
関連疾患	D-bifunctional protein deficiency Perrault syndrome 1
配列類似性	Belongs to the short-chain dehydrogenases/reductases (SDR) family. Contains 1 MaoC-like domain. Contains 1 SCP2 domain.
細胞内局在	Peroxisome.

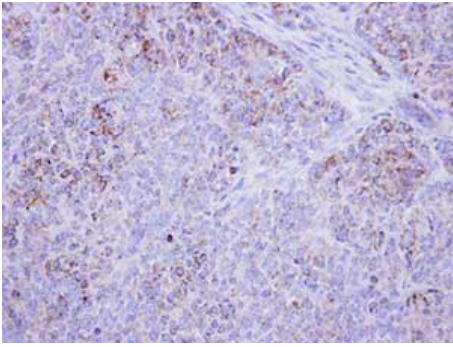
画像



Anti-HSD17B4 antibody (ab97975) at 1/1000 dilution + HepG2 whole cell lysate at 30 µg

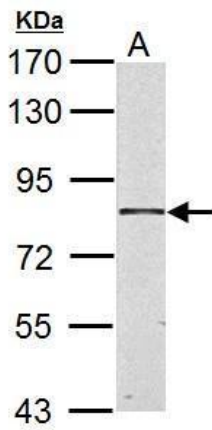
Predicted band size: 80 kDa

7.5% SDS PAGE



Immunohistochemistry (Formalin/PFA-fixed paraffin-embedded sections) - Anti-HSD17B4 antibody (ab97975)

Immunohistochemical analysis of HSD17B4 in paraffin-embedded DLD-1 xenograft, using ab97975 at 1/500 dilution.



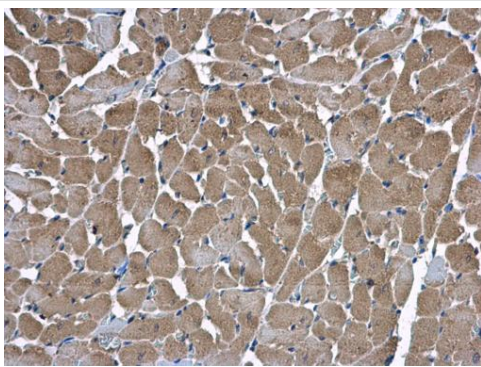
Western blot - Anti-HSD17B4 antibody (ab97975)

Anti-HSD17B4 antibody (ab97975) at 1/3000 dilution + Rat heart lysate at 20 μ g

Secondary

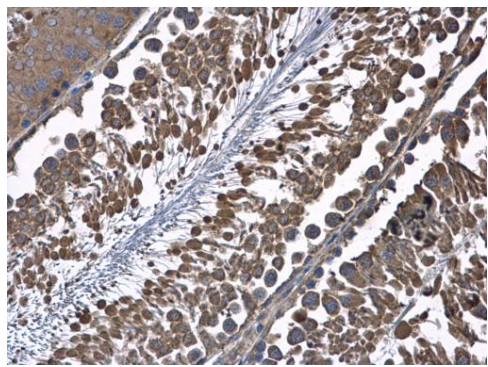
HRP-conjugated anti-rabbit IgG antibody

Predicted band size: 80 kDa



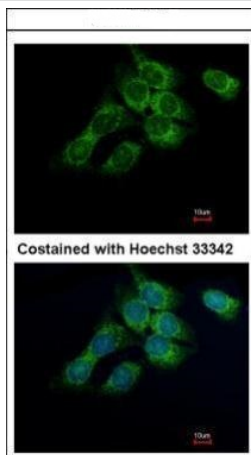
Immunohistochemistry (Formalin/PFA-fixed paraffin-embedded sections) - Anti-HSD17B4 antibody (ab97975)

ab97975 staining HSD17B4 in rat heart tissue sections by Immunohistochemistry (IHC-P-paraformaldehyde-fixed, paraffin embedded sections) at a 1:500 dilution.



Immunohistochemistry (Formalin/PFA-fixed paraffin-embedded sections) - Anti-HSD17B4 antibody (ab97975)

ab97975 staining HSD17B4 in rat testis tissue sections by Immunohistochemistry (IHC-P-paraformaldehyde-fixed, paraffin embedded sections) at a 1:500 dilution.



Immunocytochemistry/ Immunofluorescence - Anti-HSD17B4 antibody (ab97975)

ab97975 staining HSD17B4 in methanol- fixed Hep3B cells by ICC/IF (Immunocytochemistry/Immunofluorescence) at a 1:500 dilution.

Please note: All products are "FOR RESEARCH USE ONLY AND ARE NOT INTENDED FOR DIAGNOSTIC OR THERAPEUTIC USE"

Our Abpromise to you: Quality guaranteed and expert technical support

- Replacement or refund for products not performing as stated on the datasheet
- Valid for 12 months from date of delivery
- Response to your inquiry within 24 hours
- We provide support in Chinese, English, French, German, Japanese and Spanish
- Extensive multi-media technical resources to help you
- We investigate all quality concerns to ensure our products perform to the highest standards

If the product does not perform as described on this datasheet, we will offer a refund or replacement. For full details of the Abpromise,

please visit <https://www.abcam.co.jp/abpromise> or contact our technical team.

Terms and conditions

- Guarantee only valid for products bought direct from Abcam or one of our authorized distributors