


Product datasheet

Anti-Glutathione Peroxidase 7 antibody ab96257

画像数 2

製品の概要

| | |
|--------------|----------------------------------------------------------------------------------------------------------------------------------------------|
| 製品名 | Anti-Glutathione Peroxidase 7 antibody |
| 製品の詳細 | Rabbit polyclonal to Glutathione Peroxidase 7 |
| 由来種 | Rabbit |
| アプリケーション | 適用あり: WB, IHC-P |
| 種交差性 | 交差種: Human 交差が予測される動物種: Mouse, Rat, Cow, Monkey  |
| 免疫原 | Recombinant fragment containing a sequence corresponding to a region within amino acids 1-186 of Human Glutathione peroxidase 7 (NP_056511). |
| ポジティブ・コントロール | Glutathione Peroxidase 7 transfected 293T cell lysate; H441 |

法規制情報

医薬用外毒物

製品の特性

| | |
|--------|-------------------------------------------------------------------------------------------------------------------|
| 製品の状態 | Liquid |
| 保存方法 | Shipped at 4°C. Upon delivery aliquot. Store at -20°C or -80°C. Avoid freeze / thaw cycle. |
| バッファー | pH: 7.00 Preservative: 0.01% Thimerosal (merthiolate) Constituents: 10% Glycerol, 1.21% Tris, 0.75% Glycine |
| 精製度 | Immunogen affinity purified |
| ポリ/モノ | ポリクローナル |
| アイソタイプ | IgG |

アプリケーション

Our [Abpromise guarantee](#) covers the use of **ab96257** in the following tested applications.

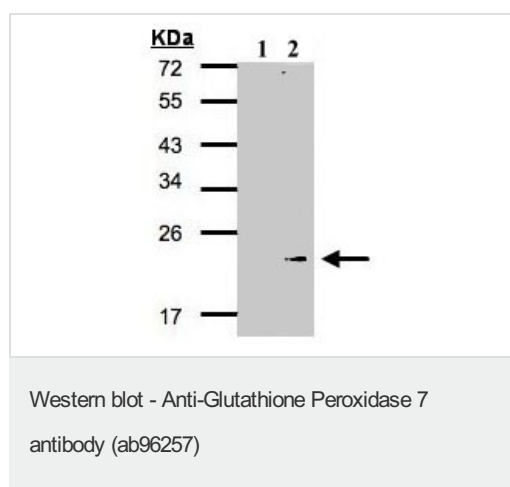
The application notes include recommended starting dilutions; optimal dilutions/concentrations should be determined by the end user.

| アプリケーション | Abreviews | 特記事項 |
|----------|-----------|-----------------------------------------------------|
| WB | | 1/500 - 1/3000. Predicted molecular weight: 21 kDa. |
| IHC-P | | 1/100. |

ターゲット情報

| | |
|-------|-----------------------------------------------|
| 配列類似性 | Belongs to the glutathione peroxidase family. |
| 細胞内局在 | Secreted. |

画像



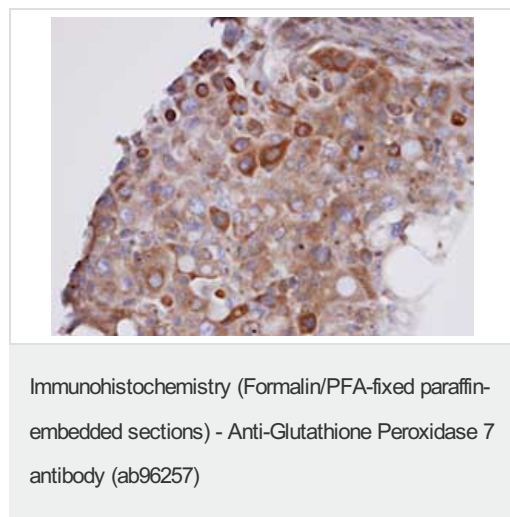
All lanes : Anti-Glutathione Peroxidase 7 antibody (ab96257) at 1/500 dilution

Lane 1 : Non transfected 293T cell lysate

Lane 2 : Glutathione Peroxidase 7 transfected 293T cell lysate

Predicted band size: 21 kDa

12% SDS-PAGE



Immunohistochemical analysis of paraffin-embedded H441, using ab96257 antibody at 1/100 dilution.

Please note: All products are "FOR RESEARCH USE ONLY AND ARE NOT INTENDED FOR DIAGNOSTIC OR THERAPEUTIC USE"

Our Abpromise to you: Quality guaranteed and expert technical support

- Replacement or refund for products not performing as stated on the datasheet
- Valid for 12 months from date of delivery
- Response to your inquiry within 24 hours

- We provide support in Chinese, English, French, German, Japanese and Spanish
- Extensive multi-media technical resources to help you
- We investigate all quality concerns to ensure our products perform to the highest standards

If the product does not perform as described on this datasheet, we will offer a refund or replacement. For full details of the Abpromise, please visit <https://www.abcam.co.jp/abpromise> or contact our technical team.

Terms and conditions

- Guarantee only valid for products bought direct from Abcam or one of our authorized distributors