


Product datasheet

Anti-GPCR TGR5 antibody ab117414

画像数 2

製品の概要

製品名	Anti-GPCR TGR5 antibody
製品の詳細	Rabbit polyclonal to GPCR TGR5
由来種	Rabbit
アプリケーション	適用あり: WB, IHC-P
種交差性	交差種: Human 交差が予測される動物種: Mouse, Horse, Chimpanzee, Monkey 
免疫原	Synthetic peptide conjugated to KLH, corresponding to amino acids 302-322 of Human GPCR19.
ポジティブ・コントロール	Human colon tissue; Human kidney lysate.

製品の特性

製品の状態	Liquid
保存方法	Shipped at 4°C. Store at +4°C short term (1-2 weeks). Upon delivery aliquot. Store at -20°C long term. Avoid freeze / thaw cycle.
バッファー	Preservative: 0.05% Sodium azide Constituents: PBS, 0.05% BSA
精製度	Protein A purified
ポリ/モノ	ポリクローナル
アイソタイプ	IgG

アプリケーション

Our [Abpromise guarantee](#) covers the use of **ab117414** in the following tested applications.

The application notes include recommended starting dilutions; optimal dilutions/concentrations should be determined by the end user.

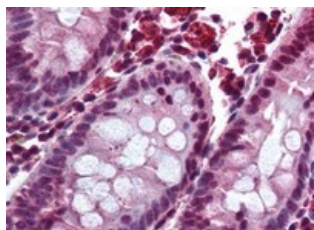
アプリケーション	Abreviews	特記事項
WB		Use a concentration of 2 - 4 µg/ml. Predicted molecular weight: 35 kDa.

アプリケーション	Abreviews	特記事項
IHC-P		Use a concentration of 10 µg/ml. Perform heat mediated antigen retrieval with citrate buffer pH 6 before commencing with IHC staining protocol.

ターゲット情報

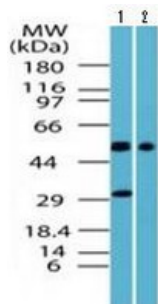
機能	Receptor for bile acid. Bile acid-binding induces its internalization, activation of extracellular signal-regulated kinase and intracellular cAMP production. May be involved in the suppression of macrophage functions by bile acids.
組織特異性	Ubiquitously expressed. Expressed at higher level in spleen and placenta. Expressed at lower level in other tissues. In digestive tissues, it is expressed in stomach, duodenum, ileocecum, ileum, jejunum, ascending colon, transverse colon, descending colon, cecum and liver, but not in esophagus and rectum.
配列類似性	Belongs to the G-protein coupled receptor 1 family.
細胞内局在	Cell membrane.

画像



Immunohistochemistry (Formalin/PFA-fixed paraffin-embedded sections) - Anti-GPCR TGR5 antibody (ab117414)

ab117414, at 10 µg/ml, staining GPCR TGR5 in Formalin-fixed, Paraffin-embedded Human Colon tissue by Immunohistochemistry followed by biotinylated secondary antibody, alkaline phosphatase-streptavidin and chromogen



Western blot - Anti-GPCR TGR5 antibody (ab117414)

All lanes : Anti-GPCR TGR5 antibody (ab117414) at 3 µg/ml

Lane 1 : Human kidney lysate

Lane 2 : Human kidney lysate with immunizing peptide

Predicted band size: 35 kDa

Our Abpromise to you: Quality guaranteed and expert technical support

- Replacement or refund for products not performing as stated on the datasheet
- Valid for 12 months from date of delivery
- Response to your inquiry within 24 hours

- We provide support in Chinese, English, French, German, Japanese and Spanish
- Extensive multi-media technical resources to help you
- We investigate all quality concerns to ensure our products perform to the highest standards

If the product does not perform as described on this datasheet, we will offer a refund or replacement. For full details of the Abpromise, please visit <https://www.abcam.co.jp/abpromise> or contact our technical team.

Terms and conditions

- Guarantee only valid for products bought direct from Abcam or one of our authorized distributors