

Product datasheet

Anti-Cyclin H antibody [EPR3929] ab92376

リコンビナント RabMAb®

1 References 画像数 3

製品の概要

| | |
|--------------|---|
| 製品名 | Anti-Cyclin H antibody [EPR3929] |
| 製品の詳細 | Rabbit monoclonal [EPR3929] to Cyclin H |
| 由来種 | Rabbit |
| アプリケーション | 適用あり: WB, IP, IHC-P, Flow Cyt, ICC/IF |
| 種交差性 | 交差種: Mouse, Human |
| 免疫原 | Synthetic peptide within Human Cyclin H aa 300-400. The exact sequence is proprietary. |
| ポジティブ・コントロール | Jurkat, A431, K562 and HeLa cell lysates, Human breast carcinoma tissue, HeLa cells. |
| 特記事項 | Rat: We have preliminary internal testing data to indicate this antibody may not react with this species. Please contact us for more information. |

Our RabMAb® technology is a patented hybridoma-based technology for making rabbit monoclonal antibodies. For details on our patents, please refer to [RabMAb® patents](#).

This product is a [recombinant rabbit monoclonal antibody](#).

製品の特性

| | |
|--------|--|
| 製品の状態 | Liquid |
| 保存方法 | Shipped at 4°C. Upon delivery aliquot and store at -20°C. Avoid freeze / thaw cycles. |
| バッファー | pH: 7.20 Preservative: 0.05% Sodium azide Constituents: 0.1% BSA, 40% Glycerol, 9.85% Tris glycine, 50% Tissue culture supernatant |
| 精製度 | Tissue culture supernatant |
| ポリ/モノ | モノクローナル |
| クローン名 | EPR3929 |
| アイソタイプ | IgG |

アプリケーション

Our [Abpromise guarantee](#) covers the use of **ab92376** in the following tested applications.

The application notes include recommended starting dilutions; optimal dilutions/concentrations should be determined by the end user.

| アプリケーション | Abreviews | 特記事項 |
|----------|-----------|--|
| WB | | 1/1000 - 1/10000. Predicted molecular weight: 38 kDa. |
| IP | | 1/10 - 1/100. |
| IHC-P | | 1/50 - 1/100. Perform heat mediated antigen retrieval via the pressure cooker method before commencing with IHC staining protocol. |
| Flow Cyt | | 1/10 - 1/100. ab172730 - Rabbit monoclonal IgG, is suitable for use as an isotype control with this antibody. |
| ICC/IF | | 1/50 - 1/100. |

ターゲット情報

機能

Regulates CDK7, the catalytic subunit of the CDK-activating kinase (CAK) enzymatic complex. CAK activates the cyclin-associated kinases CDK1, CDK2, CDK4 and CDK6 by threonine phosphorylation. CAK complexed to the core-TFIH basal transcription factor activates RNA polymerase II by serine phosphorylation of the repetitive C-terminus domain (CTD) of its large subunit (POLR2A), allowing its escape from the promoter and elongation of the transcripts. Involved in cell cycle control and in RNA transcription by RNA polymerase II. Its expression and activity are constant throughout the cell cycle.

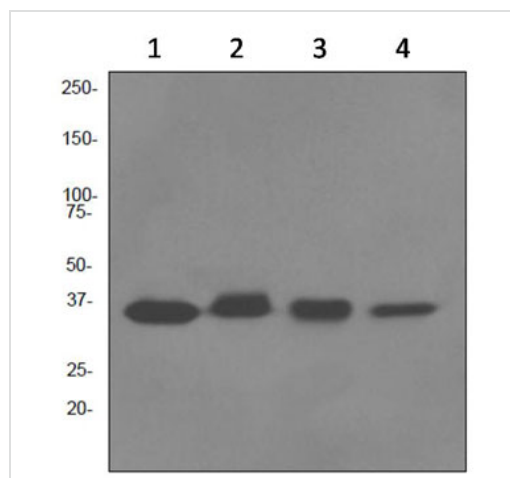
配列類似性

Belongs to the cyclin family. Cyclin C subfamily.

細胞内局在

Nucleus.

画像



Western blot - Anti-Cyclin H antibody [EPR3929]
(ab92376)

All lanes : Anti-Cyclin H antibody [EPR3929] (ab92376)

Lane 1 : Jurkat cell lysate

Lane 2 : A431 cell lysate

Lane 3 : K562 cell lysate

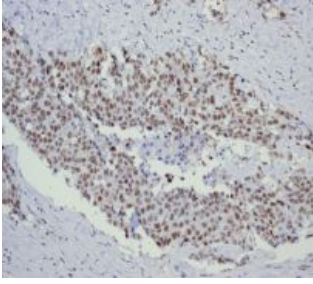
Lane 4 : HeLa cell lysate

Lysates/proteins at 10 µg per lane.

Secondary

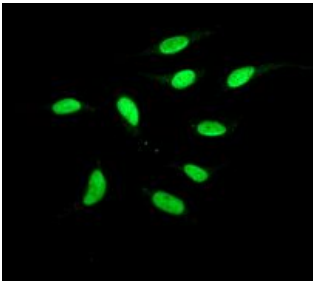
All lanes : HRP labelled goat anti-rabbit at 1/2000 dilution

Predicted band size: 38 kDa



ab92376 staining Cyclin H in Human breast carcinoma tissue by Immunohistochemistry Formalin-fixed, Paraffin-embedded tissue. (Detection: DAB staining)

Immunohistochemistry (Formalin/PFA-fixed paraffin-embedded sections) - Anti-Cyclin H antibody [EPR3929] (ab92376)



ab92376 staining Cyclin H in HeLa cells by Immunofluorescence.

Immunocytochemistry/ Immunofluorescence - Anti-Cyclin H antibody [EPR3929] (ab92376)

Please note: All products are "FOR RESEARCH USE ONLY AND ARE NOT INTENDED FOR DIAGNOSTIC OR THERAPEUTIC USE"

Our Abpromise to you: Quality guaranteed and expert technical support

- Replacement or refund for products not performing as stated on the datasheet
- Valid for 12 months from date of delivery
- Response to your inquiry within 24 hours
- We provide support in Chinese, English, French, German, Japanese and Spanish
- Extensive multi-media technical resources to help you
- We investigate all quality concerns to ensure our products perform to the highest standards

If the product does not perform as described on this datasheet, we will offer a refund or replacement. For full details of the Abpromise, please visit <https://www.abcam.co.jp/abpromise> or contact our technical team.

Terms and conditions

- Guarantee only valid for products bought direct from Abcam or one of our authorized distributors