




Product datasheet

Anti-Calcineurin A antibody ab26234

★★★★☆ 1 Abreviews [画像数 1](#)

製品の概要

製品名	Anti-Calcineurin A antibody
製品の詳細	Sheep polyclonal to Calcineurin A
由来種	Sheep
アプリケーション	適用あり: WB, ICC, ICC/IF
種交差性	交差が予測される動物種: Mouse, Rat, Rabbit, Cow, Human, Pig, Xenopus laevis 
免疫原	Synthetic peptide from Calcineurin A: RMPPRRDAMPSDA conjugated to KLH
	 Run BLAST with  Run BLAST with

製品の特性

製品の状態	Liquid
保存方法	Shipped at 4°C. Upon delivery aliquot and store at -20°C. Avoid freeze / thaw cycles.
バッファー	Preservative: 0.08% Sodium Azide Constituents: PBS
特記事項(精製)	Purified by ammonium sulfate precipitation.
ポリモノ	ポリクローナル
アイソタイプ	IgG

アプリケーション

Our [Abpromise guarantee](#) covers the use of **ab26234** in the following tested applications.

The application notes include recommended starting dilutions; optimal dilutions/concentrations should be determined by the end user.

アプリケーション	Abreviews	特記事項
WB		

ICC

ICC/IF



追加情報

ICC: 1/25.

WB: Use at an assay dependent dilution. Predicted molecular weight: 52 kDa.

Not yet tested in other applications.

Optimal dilutions/concentrations should be determined by the end user.

ターゲット情報

機能

Calcium-dependent, calmodulin-stimulated protein phosphatase. This subunit may have a role in the calmodulin activation of calcineurin. Dephosphorylates DNMT1, HSPB1 and SSH1.

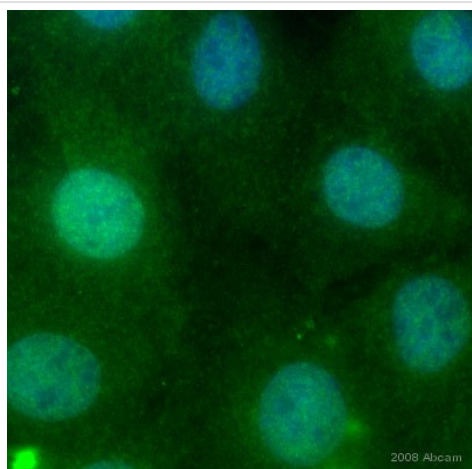
配列類似性

Belongs to the PPP phosphatase family. PP-2B subfamily.

細胞内局在

Nucleus. Colocalizes with ACTN1 and MYOZ2 at the Z line in heart and skeletal muscle.

画像



ab26234 staining rat keratinocyte cells by ICC/IF. Cells were PFA fixed and permeabilized in Triton X-100 prior to blocking in 0.8% fish skin gelatin for 1 hour at 23°C. The primary antibody was diluted 1/25 and incubated with the sample for 1.5 hours at 23°C. FITC conjugated donkey polyclonal to goat IgG - H&L [ab6881](#), diluted 1/500, was used as the secondary antibody.

Immunocytochemistry - Anti-Calcineurin A antibody
(ab26234)

This image is courtesy of an anonymous Abreview

Please note: All products are "FOR RESEARCH USE ONLY AND ARE NOT INTENDED FOR DIAGNOSTIC OR THERAPEUTIC USE"

Our Abpromise to you: Quality guaranteed and expert technical support

- Replacement or refund for products not performing as stated on the datasheet
- Valid for 12 months from date of delivery
- Response to your inquiry within 24 hours

- We provide support in Chinese, English, French, German, Japanese and Spanish
- Extensive multi-media technical resources to help you
- We investigate all quality concerns to ensure our products perform to the highest standards

If the product does not perform as described on this datasheet, we will offer a refund or replacement. For full details of the Abpromise, please visit <https://www.abcam.co.jp/abpromise> or contact our technical team.

Terms and conditions

- Guarantee only valid for products bought direct from Abcam or one of our authorized distributors