

Product datasheet

Anti-Bik antibody - Aminoterminal end ab62494

画像数 3

製品の概要

製品名	Anti-Bik antibody - Aminoterminal end
製品の詳細	Rabbit polyclonal to Bik - Aminoterminal end
由来種	Rabbit
特異性	This antibody reacts with Bik
アプリケーション	<b>適用あり:</b> WB, ICC, ICC/IF
種交差性	<b>交差種:</b> Mouse, Human
免疫原	A 15 amino acid synthetic peptide from near the amino terminus of human Bik
ポジティブ・コントロール	Jurkat cell lysate and Jurkat cells

製品の特性

製品の状態	Liquid
保存方法	Shipped at 4°C. Store at +4°C.
バッファー	Preservative: 0.02% Sodium Azide Constituents: PBS
精製度	Immunogen affinity purified
ポリ/モノ	ポリクローナル
アイソタイプ	IgG

アプリケーション

Our [Abpromise guarantee](#) covers the use of **ab62494** in the following tested applications.

The application notes include recommended starting dilutions; optimal dilutions/concentrations should be determined by the end user.

アプリケーション	Abreviews	特記事項
WB		Use a concentration of 1 - 2 µg/ml. Detects a band of approximately 22 kDa (predicted molecular weight: 18 kDa).
ICC		Use a concentration of 1 µg/ml.

アプリケーション	Abreviews	特記事項
----------	-----------	------

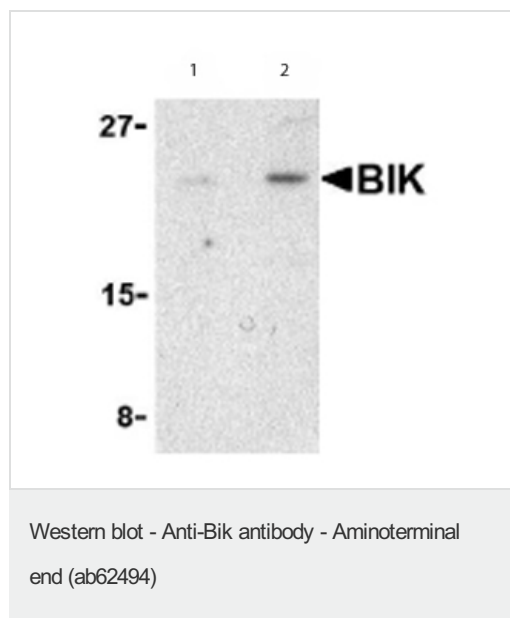
ICC/IF

Use a concentration of 20 µg/ml.

## ターゲット情報

機能	Accelerates programmed cell death. Binding to the apoptosis repressors Bcl-X(L), BHRF1, Bcl-2 or its adenovirus homolog E1B 19k protein suppresses this death-promoting activity. Does not interact with BAX.
ドメイン	Intact BH3 motif is required by BIK, BID, BAK, BAD and BAX for their pro-apoptotic activity and for their interaction with anti-apoptotic members of the Bcl-2 family.
細胞内局在	Endomembrane system. Around the nuclear envelope, and in cytoplasmic membranes.

## 画像



**Lane 1** : Anti-Bik antibody - Aminoterminal end (ab62494) at 1 µg/ml

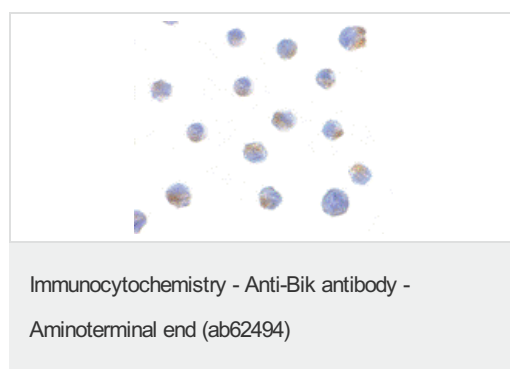
**Lane 2** : Anti-Bik antibody - Aminoterminal end (ab62494) at 2 µg/ml

**All lanes** : Jurkat cell lysate

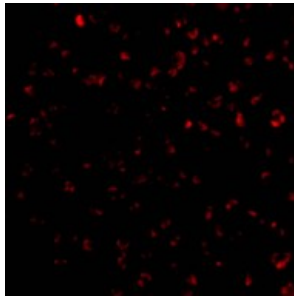
Lysates/proteins at 15 µg per lane.

**Predicted band size:** 18 kDa

**Observed band size:** 22 kDa



Immunocytochemistry of Bik in Jurkat cells with ab62494 antibody at 1 µg/ml.



Immunofluorescence of Bik in Jurkat cells  
using ab62494 at 10 ug/ml.

Immunocytochemistry/ Immunofluorescence - Anti-  
Bik antibody - Aminoterminal end (ab62494)

**Please note:** All products are "FOR RESEARCH USE ONLY AND ARE NOT INTENDED FOR DIAGNOSTIC OR THERAPEUTIC USE"

### Our Abpromise to you: Quality guaranteed and expert technical support

- Replacement or refund for products not performing as stated on the datasheet
- Valid for 12 months from date of delivery
- Response to your inquiry within 24 hours
- We provide support in Chinese, English, French, German, Japanese and Spanish
- Extensive multi-media technical resources to help you
- We investigate all quality concerns to ensure our products perform to the highest standards

If the product does not perform as described on this datasheet, we will offer a refund or replacement. For full details of the Abpromise, please visit <https://www.abcam.co.jp/abpromise> or contact our technical team.

### Terms and conditions

- Guarantee only valid for products bought direct from Abcam or one of our authorized distributors