

## Product datasheet

# Anti-Apolipoprotein A II antibody [EPR2913] ab92478

リコンビナント RabMAb®

★★★★★ 1 Abreviews 1 References 画像数 3

### 製品の概要

<b>製品名</b>	Anti-Apolipoprotein A II antibody [EPR2913]
<b>製品の詳細</b>	Rabbit monoclonal [EPR2913] to Apolipoprotein A II
<b>由来種</b>	Rabbit
<b>アプリケーション</b>	<b>適用あり:</b> WB, Flow Cyt, ICC/IF <b>適用なし:</b> IHC-P or IP
<b>種交差性</b>	<b>交差種:</b> Rat, Human
<b>免疫原</b>	Synthetic peptide within Human Apolipoprotein A II aa 50-150. The exact sequence is proprietary.
<b>ポジティブ・コントロール</b>	Human plasma lysate. HEPG2 cells; rat primary astrocytes,
<b>特記事項</b>	<p>Mouse, Rat: We have preliminary internal testing data to indicate this antibody may not react with these species. Please contact us for more information.</p> <p>Our RabMAb® technology is a patented hybridoma-based technology for making rabbit monoclonal antibodies. For details on our patents, please refer to <a href="#">RabMAb® patents</a></p> <p>This product is a recombinant rabbit monoclonal antibody.</p>

### 製品の特性

<b>製品の状態</b>	Liquid
<b>保存方法</b>	Shipped at 4°C. Store at +4°C short term (1-2 weeks). Upon delivery aliquot. Store at -20°C. Avoid freeze / thaw cycle.
<b>バッファー</b>	pH: 7.20 Preservative: 0.05% Sodium azide Constituents: 0.1% BSA, 40% Glycerol, 9.85% Tris glycine, 50% Tissue culture supernatant
<b>精製度</b>	Tissue culture supernatant
<b>ポリ/モノ</b>	モノクローナル
<b>クローン名</b>	EPR2913
<b>アイソタイプ</b>	IgG

Our [Abpromise guarantee](#) covers the use of **ab92478** in the following tested applications.

The application notes include recommended starting dilutions; optimal dilutions/concentrations should be determined by the end user.

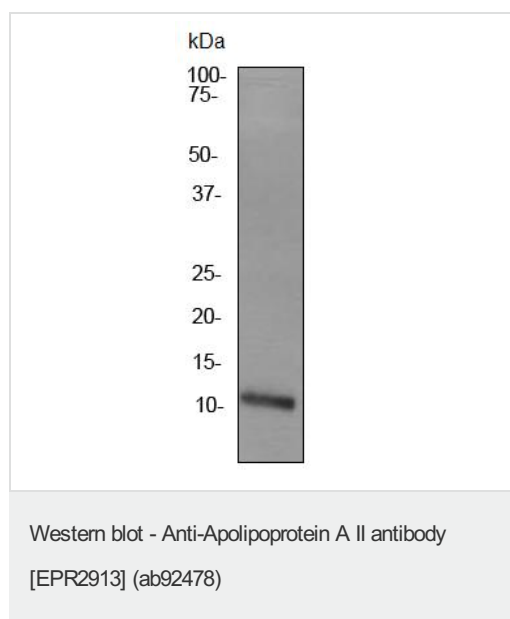
アプリケーション	Abreviews	特記事項
WB		1/1000 - 1/5000. Detects a band of approximately 11 kDa (predicted molecular weight: 11 kDa).
Flow Cyt		1/50. <a href="#">ab172730</a> - Rabbit monoclonal IgG, is suitable for use as an isotype control with this antibody.
ICC/IF	★★★★★	1/100 - 1/500.

**追加情報** Is unsuitable for IHC-P or IP.

### ターゲット情報

<b>機能</b>	May stabilize HDL (high density lipoprotein) structure by its association with lipids, and affect the HDL metabolism.
<b>組織特異性</b>	Plasma; synthesized in the liver and intestine.
<b>配列類似性</b>	Belongs to the apolipoprotein A2 family.
<b>翻訳後修飾</b>	Phosphorylation sites are present in the extracellular medium.
<b>細胞内局在</b>	Secreted.

### 画像



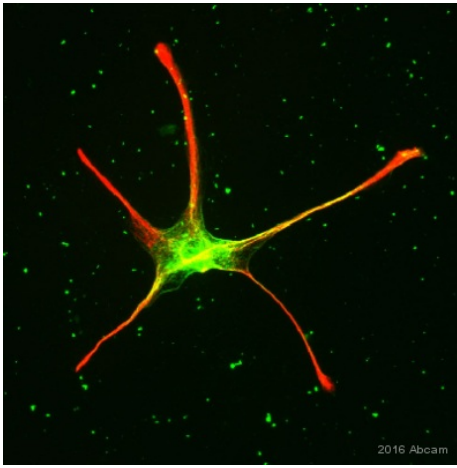
Anti-Apolipoprotein A II antibody [EPR2913] (ab92478) at 1/1000 dilution + Human plasma lysate at 10 µg

#### Secondary

HRP labelled goat anti-rabbit antibody at 1/2000 dilution

**Predicted band size:** 11 kDa

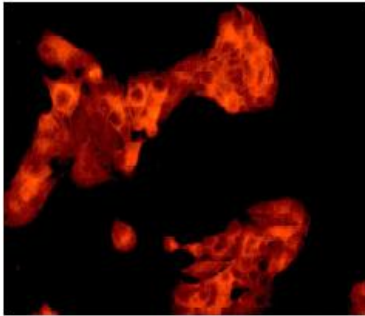
**Observed band size:** 11 kDa



Immunocytochemistry/Immunofluorescence analysis rat primary astrocyte culture labelling Apolipoprotein A II with ab92478 at 1/500. Cells were fixed with methanol and permeabilised using 0.1M PBS with 1% Triton X. An Alexa Fluor® 488-conjugated monoclonal donkey antibody at 1/3000 dilution was used as the secondary antibody.

Immunocytochemistry/ Immunofluorescence - Anti-Apolipoprotein A II antibody [EPR2913] (ab92478)

This image is courtesy of an abreview submitted by Ruma Raha-Chowdhury



Ab92478 at 1/100 dilution staining Apolipoprotein A II in HepG2 cells by immunofluorescence.

Immunocytochemistry/ Immunofluorescence - Anti-Apolipoprotein A II antibody [EPR2913] (ab92478)

**Please note:** All products are "FOR RESEARCH USE ONLY AND ARE NOT INTENDED FOR DIAGNOSTIC OR THERAPEUTIC USE"

### Our Abpromise to you: Quality guaranteed and expert technical support

- Replacement or refund for products not performing as stated on the datasheet
- Valid for 12 months from date of delivery
- Response to your inquiry within 24 hours
- We provide support in Chinese, English, French, German, Japanese and Spanish
- Extensive multi-media technical resources to help you
- We investigate all quality concerns to ensure our products perform to the highest standards

If the product does not perform as described on this datasheet, we will offer a refund or replacement. For full details of the Abpromise, please visit <https://www.abcam.co.jp/abpromise> or contact our technical team.

### Terms and conditions

- Guarantee only valid for products bought direct from Abcam or one of our authorized distributors