

# Anti-ASB9 antibody ab97918

面偽新 2

医薬用外毒物

## 製品の概要

製品名	Anti-ASB9 antibody
製品の詳細	Rabbit polyclonal to ASB9
由来種	Rabbit
アプリケーション	<b>適用あり:</b> IHC-P, WB, ICC/IF
種交差性	<b>交差種:</b> Human
免疫原	Recombinant protein fragment, corresponding to a region within amino acids 1-253 of Human ASB9 (NP_001026909).
ポジティブ・コントロール	HeLaS3, HepG2 and MOLT4 cell lysates for WB; HeLa cells for IF/ICC

## 製品の特性

製品の状態	Liquid
保存方法	Shipped at 4°C. Upon delivery aliquot. Store at -20°C or -80°C. Avoid freeze / thaw cycle.
バッファー	pH: 7.00 Preservative: 0.01% Thimerosal (merthiolate) Constituents: 10% Glycerol, 1.21% Tris, 0.75% Glycine
精製度	Immunogen affinity purified
ポリ/モノ	ポリクローナル
アイソタイプ	IgG

## アプリケーション

Our [Abpromise guarantee](#) covers the use of **ab97918** in the following tested applications.

The application notes include recommended starting dilutions; optimal dilutions/concentrations should be determined by the end user.

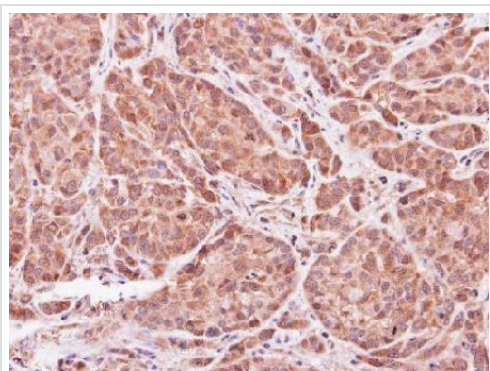
アプリケーション	Abreviews	特記事項
IHC-P		1/100 - 1/1000.
WB		1/500 - 1/3000. Predicted molecular weight: 32 kDa.

アプリケーション	Abreviews	特記事項
ICC/IF		1/100 - 1/200.

## ターゲット情報

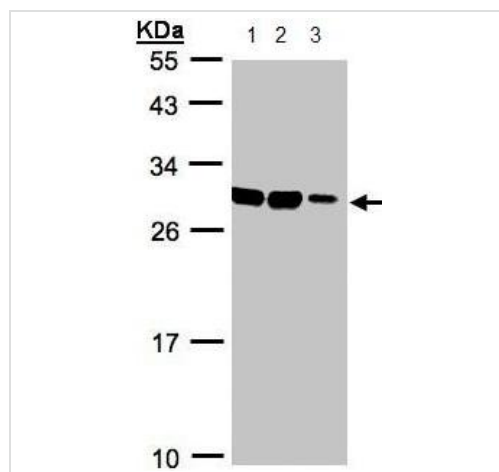
**関連性** ASB9 may be a substrate-recognition component of an SCF-like ECS (Elongin-Cullin-SOCS-box protein) E3 ubiquitin-protein ligase complex which mediates the ubiquitination and subsequent proteasomal degradation of target proteins.

## 画像



Immunohistochemical analysis of paraffin-embedded A549 xenograft, using ab97918 antibody at 1:500 dilution.

Immunohistochemistry (Formalin/PFA-fixed paraffin-embedded sections) - Anti-ASB9 antibody (ab97918)



**All lanes :** Anti-ASB9 antibody (ab97918) at 1/1000 dilution

**Lane 1 :** HeLaS3 whole cell lysate

**Lane 2 :** HepG2 whole cell lysate

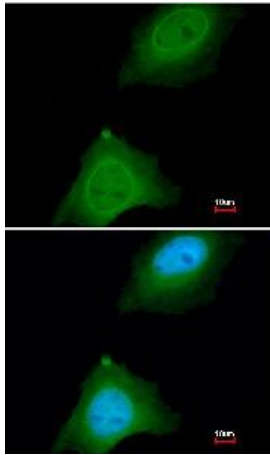
**Lane 3 :** MOLT4 whole cell lysate

Lysates/proteins at 30 µg per lane.

**Predicted band size:** 32 kDa

Western blot - Anti-ASB9 antibody (ab97918)

12% SDS PAGE



Immunofluorescence analysis of paraformaldehyde-fixed HeLa cells, using ab97918 at 1/200 dilution. Lower image merged with DNA probe.

Immunocytochemistry/ Immunofluorescence - Anti-ASB9 antibody (ab97918)

**Please note:** All products are "FOR RESEARCH USE ONLY AND ARE NOT INTENDED FOR DIAGNOSTIC OR THERAPEUTIC USE"

### Our Abpromise to you: Quality guaranteed and expert technical support

- Replacement or refund for products not performing as stated on the datasheet
- Valid for 12 months from date of delivery
- Response to your inquiry within 24 hours
- We provide support in Chinese, English, French, German, Japanese and Spanish
- Extensive multi-media technical resources to help you
- We investigate all quality concerns to ensure our products perform to the highest standards

If the product does not perform as described on this datasheet, we will offer a refund or replacement. For full details of the Abpromise, please visit <https://www.abcam.co.jp/abpromise> or contact our technical team.

### Terms and conditions

- Guarantee only valid for products bought direct from Abcam or one of our authorized distributors