

Rabbit Anti-Rat IgG H&L (HRP) ab6734

★★★★★ [2 Abreviews](#) [123 References](#) [画像数 4](#)

製品の概要

製品名	Rabbit Anti-Rat IgG H&L (HRP)
由来種	Rabbit
ターゲット生物種	Rat
アプリケーション	適用あり: IHC-P, WB, ELISA, Immunomicroscopy, Dot blot, ICC/IF, IHC-Fr
免疫原	Rat IgG whole molecule
標識	HRP

製品の特性

製品の状態	Liquid
保存方法	Shipped at 4°C. Store at +4°C.
バッファー	pH: 6.50 Preservative: 0.01% Gentamicin sulphate Constituents: 0.42% Tripotassium orthophosphate, 0.87% Sodium chloride, 1% BSA
精製度	Affinity purified
特記事項 (精製)	This product was prepared from monospecific antiserum by immunoaffinity chromatography using Rat IgG coupled to agarose beads followed by solid phase adsorption(s) to remove any unwanted reactivities.
特記事項 (標識)	Horseradish Peroxidase (HRP)
ポリ/モノ	ポリクローナル
アイソタイプ	IgG

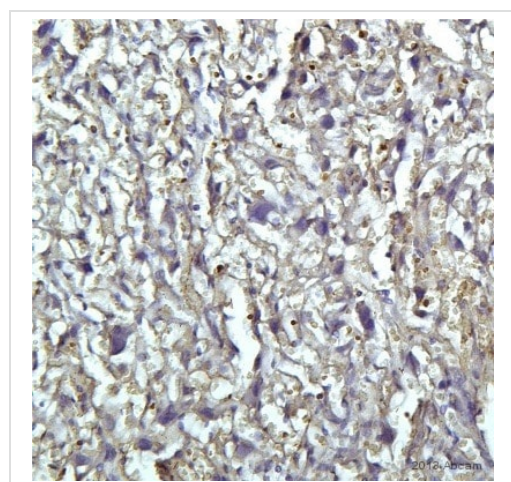
アプリケーション

The Abpromise guarantee **Abpromise保証は、次のテスト済みアプリケーションにおけるab6734の使用に適用されます**
アプリケーションノートには、推奨の開始希釈率がありますが、適切な希釈率につきましてはご検討ください。

アプリケーション	Abreviews	特記事項
IHC-P		Use at an assay dependent concentration.

アプリケーション	Abreviews	特記事項
WB	★★★★★ (1)	1/1000 - 1/5000.
ELISA		1/60000.
Immunomicroscopy		Use at an assay dependent concentration.
Dot blot		Use at an assay dependent concentration.
ICC/IF		1/500 - 1/2500.
IHC-Fr		Use at an assay dependent concentration.

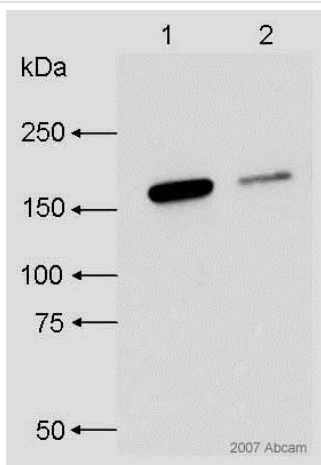
画像



ab25377 staining Ly6g in mouse placenta tissue sections by Immunohistochemistry (IHC-P - paraformaldehyde-fixed, paraffin-embedded sections). Tissue was fixed with formaldehyde and blocked with 5% BSA for 30 minutes at 25°C. Samples were incubated with primary antibody (1/100 in PBS/1% BSA) for 12 hours at 4°C. A HRP-conjugated rabbit anti-rat IgG H&L (ab6734) (1/200) was used as the secondary antibody.

Immunohistochemistry (Formalin/PFA-fixed paraffin-embedded sections) - Rabbit Anti-Rat IgG H&L (HRP) (ab6734)

This image is courtesy of an anonymous Abreview.



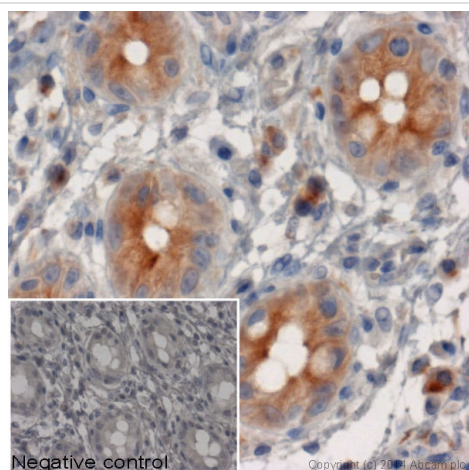
Western blot - Rabbit Anti-Rat IgG H&L (HRP)
(ab6734)

ab6734 was used at dilution 1/5000 with the primary antibody **ab33731** in WB. See the review on **ab33731**.



Immunohistochemistry (Frozen sections) - Rabbit
Anti-Rat IgG H&L (HRP) (ab6734)
This image is courtesy of an anonymous Abreview.

ab6326 staining BrdU in mouse small intestine tissue sections by Immunohistochemistry (IHC-Fr - frozen sections). Tissue was fixed with acetone and blocked with protein blocking solution for 1 hour at room temperature. Samples were incubated with primary antibody (1/100) in Ab diluent for 1 hour. A HRP-conjugated rabbit anti-rat IgG H&L (ab6734) (1/500) was used as the secondary antibody.



Immunohistochemistry (Formalin/PFA-fixed paraffin-
embedded sections) - Rabbit Anti-Rat IgG H&L
(HRP) (ab6734)

IHC image of alpha tubulin staining in human colon formalin fixed paraffin embedded tissue section*. The section was pre-treated using pressure cooker heat mediated antigen retrieval with sodium citrate buffer (pH6) for 30mins. The section was incubated with **ab64332**, 5µg/ml overnight at +4°C. An HRP-conjugated secondary (ab6734, 1/500 dilution) was used for 1hr at room temperature. The section was counterstained with haematoxylin and mounted with DPX.

The inset negative control image is taken from an identical assay without primary antibody.

*Tissue obtained from the Human Research Tissue Bank, supported by the NIHR Cambridge Biomedical Research Centre

Please note: All products are "FOR RESEARCH USE ONLY. NOT FOR USE IN DIAGNOSTIC PROCEDURES"

Our Abpromise to you: Quality guaranteed and expert technical support

- Replacement or refund for products not performing as stated on the datasheet
- Valid for 12 months from date of delivery
- Response to your inquiry within 24 hours
- We provide support in Chinese, English, French, German, Japanese and Spanish
- Extensive multi-media technical resources to help you
- We investigate all quality concerns to ensure our products perform to the highest standards

If the product does not perform as described on this datasheet, we will offer a refund or replacement. For full details of the Abpromise, please visit <https://www.abcam.co.jp/abpromise> or contact our technical team.

Terms and conditions

- Guarantee only valid for products bought direct from Abcam or one of our authorized distributors