

Goat Anti-Rat IgG Fc (DyLight® 650) preadsorbed ab96974

★★★★★ [1 Abreviews](#) [画像数 3](#)

製品の概要

製品名	Goat Anti-Rat IgG Fc (DyLight® 650) preadsorbed
由来種	Goat
ターゲット生物種	Rat
特異性	By immunoelectrophoresis and ELISA this antibody reacts specifically with Rat IgG. No antibody was detected against IgA, IgM or non-immunoglobulin serum proteins. Reduced cross-reactivity to human and mouse IgG was detected.
アプリケーション	<b>適用あり:</b> IHC-P, ICC/IF, Flow Cyt
吸着処理血清	Human, Mouse
標識	DyLight® 650. Ex: 654nm, Em: 673nm

[more details](#)

製品の特性

製品の状態	Liquid
保存方法	Shipped at 4°C. Store at +4°C.
バッファー	pH: 6.8 Preservative: 0.09% Sodium azide Constituents: 0.2% BSA, PBS
精製度	Immunogen affinity purified
特記事項 (精製)	Antiserum was cross adsorbed using human and mouse immunosorbents to remove cross reactive antibodies. Antiserum was solid phase adsorbed to ensure class specificity. This antibody was isolated by affinity chromatography using antigen coupled to agarose beads and conjugated to DyLight® 650.
ポリ/モノ	ポリクローナル
アイソタイプ	IgG
特記事項	DyLight® 650 replaces DyLight® 649.

アプリケーション

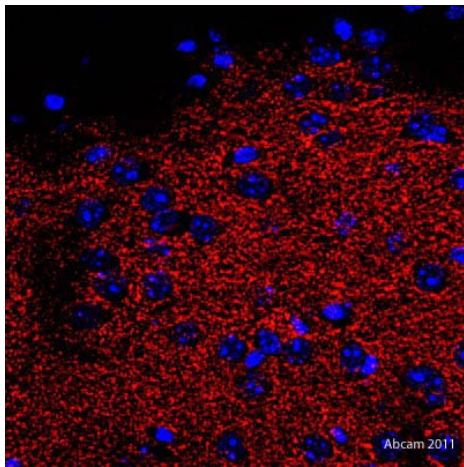
## The Abpromise guarantee

**Abpromise保証は、次のテスト済みアプリケーションにおけるab96974の使用に適用されます**

アプリケーションノートには、推奨の開始希釈率がありますが、適切な希釈率につきましてはご検討ください。

アプリケーション	Abreviews	特記事項
IHC-P		1/50 - 1/500.
ICC/IF	★★★★★ (1)	1/50 - 1/500.
Flow Cyt		1/50 - 1/200.

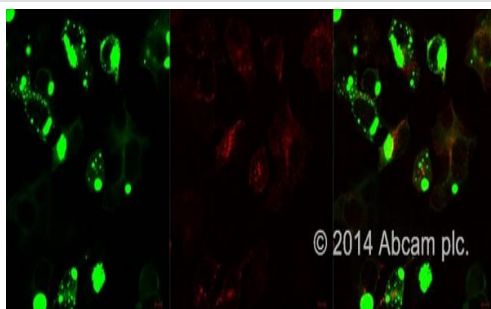
## 画像



Anti-dopamine transporter (DAT) staining in mouse Formalin Fixed Paraffin Embedded sections. For antigen retrieval HIER in citrate buffer was performed. Goat polyclonal Secondary Antibody to Rat IgG - Fc (DyLight® 650), pre-adsorbed (ab96974) was used as a secondary antibody at a concentration of 1/500.

Immunohistochemistry (Formalin/PFA-fixed paraffin-embedded sections) - Goat Anti-Rat IgG Fc (DyLight® 650) preadsorbed (ab96974)

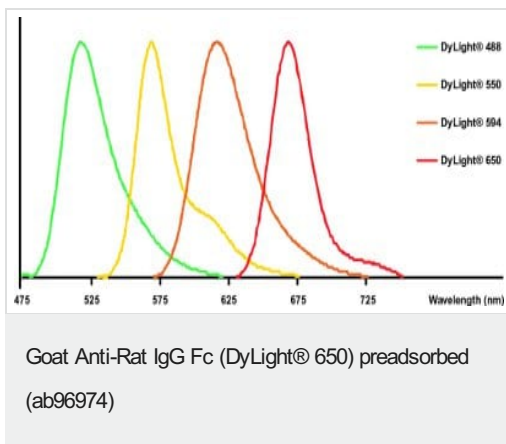
This image is courtesy of an abreview submitted by Carl Hobbs, Kings's College London, United Kingdom.



Immunocytochemistry/Immunofluorescence analysis of HEK293 cells permeabilized with 0.2% Triton X-100 using ab96974 (red) at 1/500 in PBS + 2% BSA for 1 hour.

Immunocytochemistry/ Immunofluorescence - Goat Anti-Rat IgG Fc (DyLight® 650) preadsorbed (ab96974)

This image is courtesy of an Abreview submitted by Ya Zhou



Emission spectra of DyLight® fluorochromes available in our catalog.

Line colors represent the approximate visible colors of the wavelength maxima.

**Please note:** All products are "FOR RESEARCH USE ONLY. NOT FOR USE IN DIAGNOSTIC PROCEDURES"

### Our Abpromise to you: Quality guaranteed and expert technical support

- Replacement or refund for products not performing as stated on the datasheet
- Valid for 12 months from date of delivery
- Response to your inquiry within 24 hours
- We provide support in Chinese, English, French, German, Japanese and Spanish
- Extensive multi-media technical resources to help you
- We investigate all quality concerns to ensure our products perform to the highest standards

If the product does not perform as described on this datasheet, we will offer a refund or replacement. For full details of the Abpromise, please visit <https://www.abcam.co.jp/abpromise> or contact our technical team.

### Terms and conditions

- Guarantee only valid for products bought direct from Abcam or one of our authorized distributors