

Recombinant human STK3/MST-2 protein ab60885

画像数 5

製品の詳細

製品名	Recombinant human STK3/MST-2 protein
精製度	> 80 % Densitometry. Affinity purified.
発現系	Baculovirus infected Sf9 cells
タンパク質長	Full length protein
Animal free	No
由来	Recombinant
生物種	Human

特性

Our **Abpromise guarantee** covers the use of **ab60885** in the following tested applications.

The application notes include recommended starting dilutions; optimal dilutions/concentrations should be determined by the end user.

アプリケーション	SDS-PAGE Functional Studies
製品の状態	Liquid
備考	ab64311 (Myelin Basic Protein protein) can be utilized as a substrate for assessing kinase activity Previously labelled as STK3.

前処理および保存

保存方法および安定性	Shipped on dry ice. Upon delivery aliquot and store at -80°C. Avoid freeze / thaw cycles. pH: 7.50 Constituents: 0.0038% EGTA, 0.00174% PMSF, 0.00385% DTT, 0.79% Tris HCl, 0.00292% EDTA, 25% Glycerol (glycerin, glycerine), 0.87% Sodium chloride This product is an active protein and may elicit a biological response in vivo, handle with caution.
------------	--------------------------------------------------------------------------------------------------------------------------------------------------------------------------------------------------------------------------------------------------------------------------------------------------------------------------------------------------------------------

関連情報

機能

Stress-activated, pro-apoptotic kinase which, following caspase-cleavage, enters the nucleus and induces chromatin condensation followed by internucleosomal DNA fragmentation. Key component of the Hippo signaling pathway which plays a pivotal role in organ size control and tumor suppression by restricting proliferation and promoting apoptosis. The core of this pathway is composed of a kinase cascade wherein MST1/MST2, in complex with its regulatory protein SAV1, phosphorylates and activates LATS1/2 in complex with its regulatory protein MOB1, which in turn phosphorylates and inactivates YAP1 oncoprotein and WWTR1/TAZ. Phosphorylation of YAP1 by LATS2 inhibits its translocation into the nucleus to regulate cellular genes important for cell proliferation, cell death, and cell migration. MST1/MST2 are required to repress proliferation of mature hepatocytes, to prevent activation of facultative adult liver stem cells (oval cells), and to inhibit tumor formation. Phosphorylates NKX2-1.

組織特異性

Expressed at high levels in adult kidney, skeletal and placenta tissues and at very low levels in adult heart, lung and brain tissues.

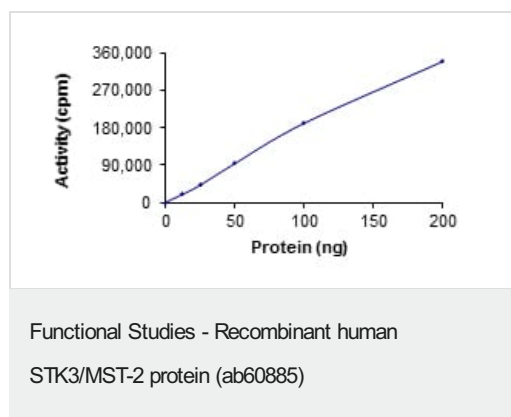
配列類似性

Belongs to the protein kinase superfamily. STE Ser/Thr protein kinase family. STE20 subfamily. Contains 1 protein kinase domain. Contains 1 SARAH domain.

細胞内局在

Cytoplasm. Nucleus. The caspase-cleaved form cycles between nucleus and cytoplasm.

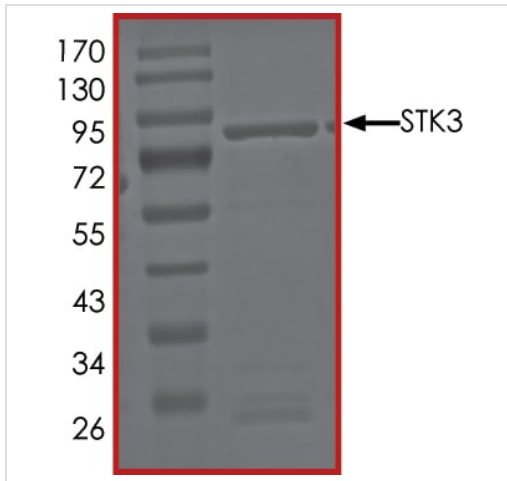
画像



The specific activity of STK3/MST-2 (ab60885) was determined to be 235 nmol/min/mg as per activity assay protocol

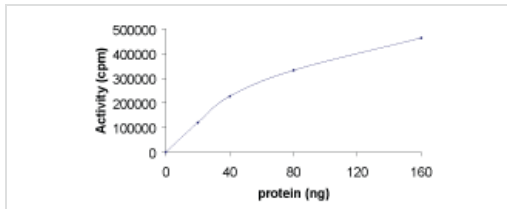


SDS PAGE analysis of ab60885



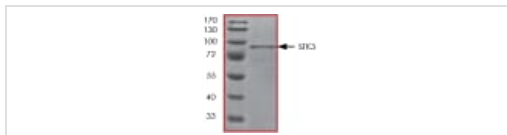
SDS PAGE analysis of ab60885

SDS-PAGE - Recombinant human STK3/MST-2 protein (ab60885)



Sample Kinase Activity Plot.

Functional Studies - Recombinant human STK3/MST-2 protein (ab60885)



ab60885 on SDS-PAGE, MW ~87 kDa.

SDS-PAGE - Recombinant human STK3/MST-2 protein (ab60885)

Please note: All products are "FOR RESEARCH USE ONLY. NOT FOR USE IN DIAGNOSTIC PROCEDURES"

Our Abpromise to you: Quality guaranteed and expert technical support

- Replacement or refund for products not performing as stated on the datasheet
- Valid for 12 months from date of delivery
- Response to your inquiry within 24 hours
- We provide support in Chinese, English, French, German, Japanese and Spanish
- Extensive multi-media technical resources to help you
- We investigate all quality concerns to ensure our products perform to the highest standards

If the product does not perform as described on this datasheet, we will offer a refund or replacement. For full details of the Abpromise, please visit <https://www.abcam.co.jp/abpromise> or contact our technical team.

Terms and conditions

- Guarantee only valid for products bought direct from Abcam or one of our authorized distributors