

### Recombinant human Mark3 protein ab60012

画像数 4

#### 製品の詳細

製品名	Recombinant human Mark3 protein
生理活性	Specific activity 722 nmol/min/mg.
精製度	> 75 % Densitometry. Affinity purified.
発現系	Baculovirus infected Sf9 cells
タンパク質長	Full length protein
Animal free	No
由来	Recombinant
生物種	Human

#### 特性

Our **Abpromise guarantee** covers the use of **ab60012** in the following tested applications.

The application notes include recommended starting dilutions; optimal dilutions/concentrations should be determined by the end user.

アプリケーション	Functional Studies SDS-PAGE
製品の状態	Liquid
備考	<b>ab204854</b> (Cdc25C peptide) can be utilized as a substrate for assessing kinase activity

#### 前処理および保存

保存方法および安定性	Shipped on dry ice. Upon delivery aliquot and store at -80°C. Avoid freeze / thaw cycles. pH: 7.50 Constituents: 0.0038% EGTA, 0.00174% PMSF, 0.00385% DTT, 0.79% Tris HCl, 0.00292% EDTA, 25% Glycerol (glycerin, glycerine), 0.87% Sodium chloride This product is an active protein and may elicit a biological response in vivo, handle with caution.
------------	--

#### 関連情報

機能	Involved in the specific phosphorylation of microtubule-associated proteins for tau, MAP2 and
----	---

MAP4. Phosphorylates CDC25C on 'Ser-216'.

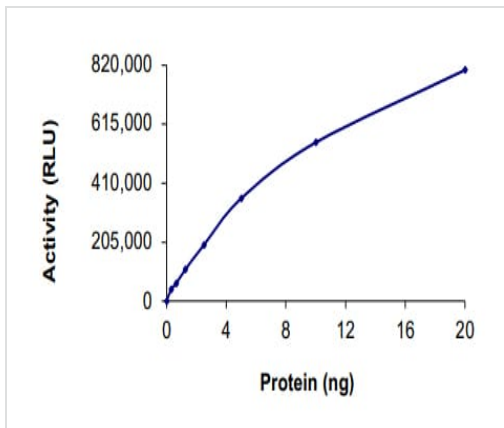
### 組織特異性

Ubiquitous.

### 配列類似性

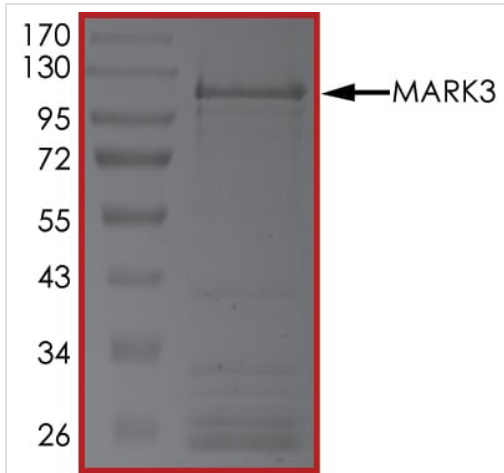
Belongs to the protein kinase superfamily. CAMK Ser/Thr protein kinase family. MARK subfamily.  
Contains 1 KA1 (kinase-associated) domain.  
Contains 1 protein kinase domain.  
Contains 1 UBA domain.

### 画像



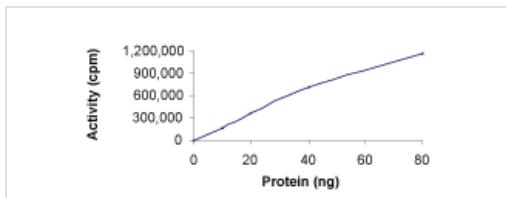
The specific activity of Mark3 (ab60012) was determined to be 293.5 nmol/min/mg as per activity assay protocol and was equivalent to 830 nmol/min/mg as per radiometric assay

Functional Studies - Recombinant human Mark3 protein (ab60012)




SDS PAGE analysis of ab60012

SDS-PAGE - Recombinant human Mark3 protein (ab60012)



Sample Kinase Activity Plot.

Functional Studies - Recombinant human Mark3 protein (ab60012)



ab60012 on SDS-PAGE. The extra bands are thought to be truncated MARK3 and tag.

SDS-PAGE - Recombinant human Mark3 protein (ab60012)

**Please note:** All products are "FOR RESEARCH USE ONLY. NOT FOR USE IN DIAGNOSTIC PROCEDURES"

### Our Abpromise to you: Quality guaranteed and expert technical support

- Replacement or refund for products not performing as stated on the datasheet
- Valid for 12 months from date of delivery
- Response to your inquiry within 24 hours
- We provide support in Chinese, English, French, German, Japanese and Spanish
- Extensive multi-media technical resources to help you
- We investigate all quality concerns to ensure our products perform to the highest standards

If the product does not perform as described on this datasheet, we will offer a refund or replacement. For full details of the Abpromise, please visit <https://www.abcam.co.jp/abpromise> or contact our technical team.

### Terms and conditions

- Guarantee only valid for products bought direct from Abcam or one of our authorized distributors