

Recombinant Human Interferon gamma protein ab51240

1 References 画像数 3

製品の詳細

製品名	Recombinant Human Interferon gamma protein
生理活性	Measured in a cytotoxicity assay using WiDr cells. The ED50 for this effect is less or equal to 1.5 ng/ml.
精製度	> 95 % SDS-PAGE. Recombinant human Interferon gamma was expressed in <i>E.coli</i> and purified by FPLC gel-filtration chromatography, after refolding of the isolated inclusion bodies in a renaturation buffer.
エンドトキシン・レベル	< 1.000 Eu/μg
発現系	Escherichia coli
タンパク質長	Full length protein
Animal free	No
由来	Recombinant
生物種	Human
配列	MQDPYVKEAE NLKKYFNAGH SDVADNGTLF LGILKNWKEE SDRKIMQSQI VSFYFKLFKN FKDDQSIQKS VETIKEDMNV KFFNSNKKKR DDFEKLTNYS VTDLNVQRKA IHELIQVMAE LSPAAGTGKR KRSQMLFRGR RASQ

特性

Our **Abpromise guarantee** covers the use of **ab51240** in the following tested applications.

The application notes include recommended starting dilutions; optimal dilutions/concentrations should be determined by the end user.

アプリケーション	Biological Activity SDS-PAGE Western blot
製品の状態	Liquid

前処理および保存

保存方法および安定性	Shipped at 4°C. Upon delivery aliquot and store at -20°C. Avoid freeze / thaw cycles. pH: 7.40
------------	---

Constituents: PBS, 10% Glycerol (glycerin, glycerine)

This product is an active protein and may elicit a biological response in vivo, handle with caution.

関連情報

機能

Produced by lymphocytes activated by specific antigens or mitogens. IFN-gamma, in addition to having antiviral activity, has important immunoregulatory functions. It is a potent activator of macrophages, it has antiproliferative effects on transformed cells and it can potentiate the antiviral and antitumor effects of the type I interferons.

組織特異性

Released primarily from activated T lymphocytes.

関連疾患

In Caucasians, genetic variation in IFNG is associated with the risk of aplastic anemia (AA) [MIM:609135]. AA is a rare disease in which the reduction of the circulating blood cells results from damage to the stem cell pool in bone marrow. In most patients, the stem cell lesion is caused by an autoimmune attack. T-lymphocytes, activated by an endogenous or exogenous, and most often unknown antigenic stimulus, secrete cytokines, including IFN-gamma, which would in turn be able to suppress hematopoiesis.

配列類似性

Belongs to the type II (or gamma) interferon family.

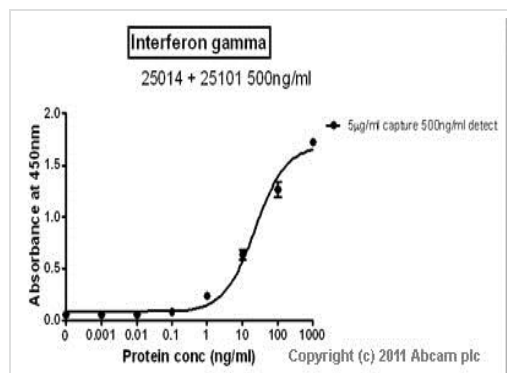
翻訳後修飾

Proteolytic processing produces C-terminal heterogeneity, with proteins ending alternatively at Gly-150, Met-157 or Gly-161.

細胞内局在

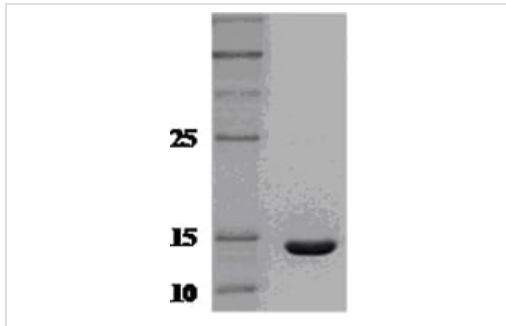
Secreted.

画像




Standard curve for Interferon gamma (Analyte: ab51240); dilution range 1pg/ml to 1µg/ml using Capture Antibody **ab25014** at 5µg/ml and Detector Antibody **ab25101** at 0.5µg/ml.

Sandwich ELISA - Recombinant Human Interferon gamma protein (ab51240)



ab51240 on 14% SDS-PAGE.

SDS-PAGE - Recombinant Human Interferon
gamma protein (ab51240)



Western blot - Recombinant Human Interferon
gamma protein (ab51240)

Please note: All products are "FOR RESEARCH USE ONLY. NOT FOR USE IN DIAGNOSTIC PROCEDURES"

Our Abpromise to you: Quality guaranteed and expert technical support

- Replacement or refund for products not performing as stated on the datasheet
- Valid for 12 months from date of delivery
- Response to your inquiry within 24 hours
- We provide support in Chinese, English, French, German, Japanese and Spanish
- Extensive multi-media technical resources to help you
- We investigate all quality concerns to ensure our products perform to the highest standards

If the product does not perform as described on this datasheet, we will offer a refund or replacement. For full details of the Abpromise, please visit <https://www.abcam.co.jp/abpromise> or contact our technical team.

Terms and conditions

- Guarantee only valid for products bought direct from Abcam or one of our authorized distributors