

# Recombinant human Flt3 / CD135 protein (Fc Chimera Active) ab83998

画像数 3

### 製品の詳細

製品名	Recombinant human Flt3 / CD135 protein (Fc Chimera Active)
生理活性	Activity: The ED <sub>50</sub> of ab83998 is typically 1.0 -2.0 ng/ml as measured by its ability to neutralize Flt3 mediated proliferation of the OCI/AML5 human leukemia cell line.
精製度	> 95 % SDS-PAGE.
発現系	HEK 293 cells
アクセッション番号	<b><u>P36888</u></b>
タンパク質長	Protein fragment
Animal free	No
由来	Recombinant
生物種	Human
配列	

#### Theoretical Sequence:

NQDLPIVKCVLINHKNNDSVVGKSSSYPMVSESPEDLGC  
 ALRPQSSGTVYEAAAVEVDVSASITLQVL  
 VDAPGNISCLWVFKHSSLN  
 CQPHFDLQNRGVVSMVILKMTETQAGEYLLFIQSEATNYTIL  
 FTVSIRNT L  
 LYTLRRPYFRKMENQDALVCISESVPEPIVEWVLCD SQGESC  
 KEESP AVVKKEEKVLHELFGTDIRCC  
 ARNELGRECTRLFTIDLNQTPQTTL PQ  
 LFLKVGEPLWIRCKAVHVNHGFGLTWEL ENKALEEGNYFEM  
 STYSTNR  
 TMIRILFAFVSSVARNDTGYYTCSSSKHPSQSALVTIVEKGF  
 INATNSSE DYEIDQYEEFCFS  
 VRFKAYPQIRCTWTF SRKSFPCEQKGLDNGYSISK  
 FCNKHQPGEYIFHAENDDAQFTKMFTLNIRRK  
 PQVLAEASASQASCF  
 SDGYPLPSWTWKKCS DKSPNCTEEITEGVWNRKANRKFVGQW  
 VSSSTLNM  
 SEAIKGLVKCCAYNSLGTSCETILLNSPGPFPIQDRIPKV  
 DKKVEP KSCDKTHTCPPCPAPELLGGPS  
 VFLFPPKPKDTLMISRTPEVTCVVVD

VSHEDPEVKFNWYVDGVEVHNAKTKPREEQYNSTYRVVSVL  
TVLHQDW  
LNGKEYKCRVSNKALPAPIEKTISKAKGQPREPQVYTLPPSR  
DELTKNQV SLTCLVKGFYP  
SDIAVEWESNGQPENNYKTTPVLDSGDSFFLYSKLT  
VDKSRWQQGNVFCFSVMHEALHNHYTQKS LSLSPGK

## 配列の追加情報

Fused with the Fc region of Human IgG1 at the C-terminus.

## 特性

Our **Abpromise guarantee** covers the use of **ab83998** in the following tested applications.

The application notes include recommended starting dilutions; optimal dilutions/concentrations should be determined by the end user.

### アプリケーション

SDS-PAGE

Functional Studies

### 製品の状態

Lyophilized

## 前処理および保存

### 保存方法および安定性

Shipped at 4°C. After reconstitution store at -20°C. Avoid freeze / thaw cycles.

Constituents: 1% Human serum albumin, 10% Trehalose

This product is an active protein and may elicit a biological response in vivo, handle with caution.

### 再構成

It is recommended that 0.5 ml of sterile phosphate-buffered saline be added to the vial. Following reconstitution short-term storage at 4°C is recommended, and longer-term storage of aliquots at -18 to -20°C. Repeated freeze thawing is not recommended.

## 関連情報

### 機能

Receptor for the FL cytokine. Has a tyrosine-protein kinase activity.

### 組織特異性

Bone marrow cells.

### 配列類似性

Belongs to the protein kinase superfamily. Tyr protein kinase family. CSF-1/PDGF receptor subfamily.

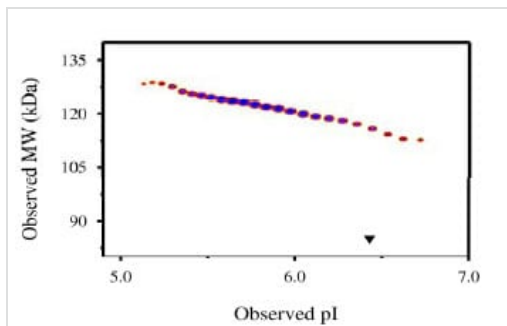
Contains 1 Ig-like C2-type (immunoglobulin-like) domain.

Contains 1 protein kinase domain.

### 細胞内局在

Membrane.

## 画像

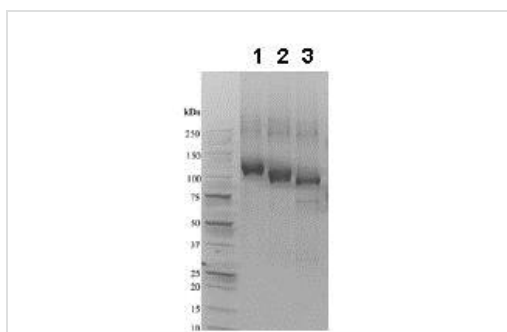


Functional Studies - Recombinant human Flt3 /  
CD135 protein (Fc Chimera Active) (ab83998)

Densitometry of protein isoforms visualised by 2-DE.

The densitometry scan demonstrates the purified human cell expressed protein exists in multiple isoforms, which differ according to their level of post-translational modification.

The triangle indicates the theoretical MW and pI of the protein.



SDS-PAGE - Recombinant human Flt3 / CD135  
protein (Fc Chimera Active) (ab83998)

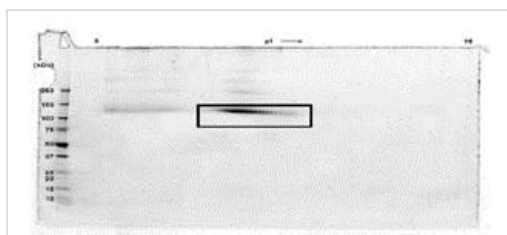
1D SDS-PAGE of ab83998 before and after treatment with glycosidases to remove oligosaccharides.

Lane 1: ab83998

Lane 2: ab83998 treated with PNGase F to remove potential N-linked glycans

Lane 3: ab83998 treated with a glycosidase cocktail to remove potential N- and O-linked glycans.

10 µg protein loaded per lane; Deep Purple™ stained.



SDS-PAGE - Recombinant human Flt3 / CD135  
protein (Fc Chimera Active) (ab83998)

A sample of ab83998 without carrier protein was reduced and alkylated and focused on a 3-10 IPG strip then run on a 4-20% Tris-HCl 2D gel. 40 µg protein loaded. Spot train indicates presence of multiple isoforms.

**Please note:** All products are "FOR RESEARCH USE ONLY. NOT FOR USE IN DIAGNOSTIC PROCEDURES"

**Our Abpromise to you: Quality guaranteed and expert technical support**

- Replacement or refund for products not performing as stated on the datasheet
- Valid for 12 months from date of delivery
- Response to your inquiry within 24 hours
- We provide support in Chinese, English, French, German, Japanese and Spanish
- Extensive multi-media technical resources to help you
- We investigate all quality concerns to ensure our products perform to the highest standards

If the product does not perform as described on this datasheet, we will offer a refund or replacement. For full details of the Abpromise, please visit <https://www.abcam.co.jp/abpromise> or contact our technical team.

#### **Terms and conditions**

---

- Guarantee only valid for products bought direct from Abcam or one of our authorized distributors