

Recombinant human DAP Kinase 1 protein ab63191

[1 References](#) [画像数 5](#)

製品の詳細

製品名	Recombinant human DAP Kinase 1 protein
生理活性	Specific activity: 49 nmol/min/mg.
精製度	> 80 % Densitometry. Affinity purified.
発現系	Baculovirus infected Sf9 cells
タンパク質長	Protein fragment
Animal free	No
由来	Recombinant
生物種	Human
領域	1 to 363

特性

Our **Abpromise guarantee** covers the use of **ab63191** in the following tested applications.

The application notes include recommended starting dilutions; optimal dilutions/concentrations should be determined by the end user.

アプリケーション	Functional Studies SDS-PAGE
製品の状態	Liquid
備考	ab64311 (Myelin Basic Protein protein) can be utilized as a substrate for assessing kinase activity

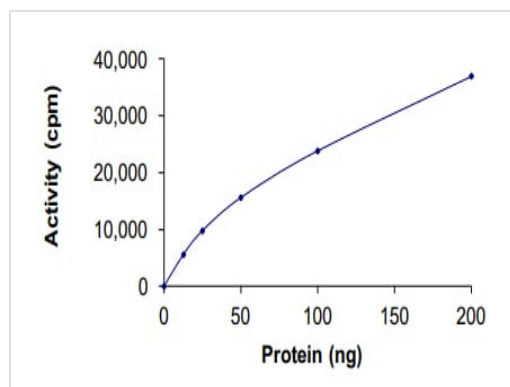
前処理および保存

保存方法および安定性	Shipped on dry ice. Upon delivery aliquot and store at -80°C. Avoid freeze / thaw cycles. pH: 7.50 Constituents: 0.0038% EGTA, 0.00174% PMSF, 0.00385% DTT, 0.79% Tris HCl, 0.00292% EDTA, 25% Glycerol (glycerin, glycerine), 0.87% Sodium chloride This product is an active protein and may elicit a biological response in vivo, handle with caution.
------------	--

関連情報


機能	Calcium/calmodulin-dependent serine/threonine kinase which acts as a positive regulator of apoptosis.
配列類似性	Belongs to the protein kinase superfamily. CAMK Ser/Thr protein kinase family. DAP kinase subfamily. Contains 10 ANK repeats. Contains 1 death domain. Contains 1 protein kinase domain.
翻訳後修飾	Ubiquitinated by the BCR(KLHL20) E3 ubiquitin ligase complex, leading to its degradation by the proteasome.
細胞内局在	Cytoplasm. Colocalizes with the actin filament system.

画像



The specific activity of DAP Kinase 1 (ab63191) was determined to be 42 nmol/min/mg as per activity assay protocol

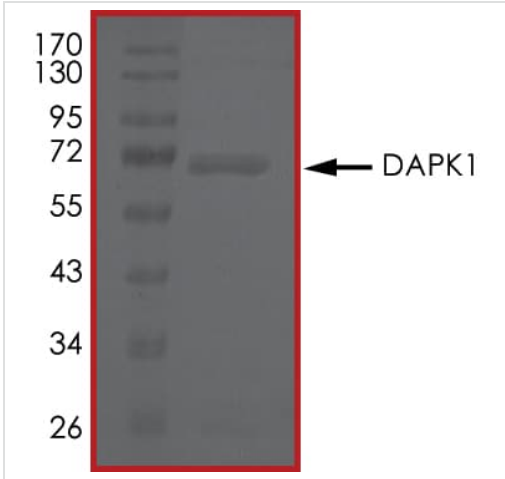
Functional Studies - Recombinant human DAP Kinase 1 protein (ab63191)



SDS PAGE analysis of ab63191

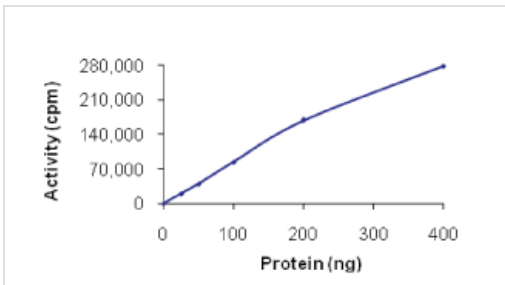
SDS-PAGE - Recombinant human DAP Kinase 1 protein (ab63191)

SDS PAGE analysis of ab63191



SDS-PAGE - Recombinant human DAP Kinase 1 protein (ab63191)

Sample Kinase Activity Plot.



Functional Studies - Recombinant human DAP Kinase 1 protein (ab63191)

ab63191 on SDS-PAGE. Molecular Weight: ~71 kDa.



SDS-PAGE - Recombinant human DAP Kinase 1 protein (ab63191)

Please note: All products are "FOR RESEARCH USE ONLY. NOT FOR USE IN DIAGNOSTIC PROCEDURES"

Our Abpromise to you: Quality guaranteed and expert technical support

- Replacement or refund for products not performing as stated on the datasheet
- Valid for 12 months from date of delivery
- Response to your inquiry within 24 hours
- We provide support in Chinese, English, French, German, Japanese and Spanish

- Extensive multi-media technical resources to help you
- We investigate all quality concerns to ensure our products perform to the highest standards

If the product does not perform as described on this datasheet, we will offer a refund or replacement. For full details of the Abpromise, please visit <https://www.abcam.co.jp/abpromise> or contact our technical team.

Terms and conditions

- Guarantee only valid for products bought direct from Abcam or one of our authorized distributors