

Recombinant human Cdc25B protein ab105906

画像数 3

製品の詳細

製品名	Recombinant human Cdc25B protein
生理活性	The Specific activity of ab105906 was determined to be 21 nmol/min/mg.
精製度	> 70 % Densitometry. Purity was determined to be >70% by densitometry. Affinity purified.
発現系	Baculovirus infected Sf9 cells
アクセッション番号	<u>P30305</u>
タンパク質長	Full length protein
Animal free	No
由来	Recombinant
生物種	Human
配列	MEVPQPEPAPGSALSPAGVCGGAQRPGHLPGLLLGSHGLLGS PVRAAASS PVTTLTQTMHDLAGLGSETPKSQVGTLLFRSRRLTHLSLSR RASESSL SESSESSDAGLCMDSPSPMDPHMAEQTFEQAIQAASRIIRNE QFAIRRFQ SMPVRLLGHSPVLRNITNSQAPDGRRKSEAGSGAASSSGEDK ENDGFVFK MPWKPTHPSSTHALAEWASRREAFAQRSSAPDLMCLSPDRK MEVEELSP LALGRFSLTPAEGDTEEDDGFVDILESDLKDDDAVPPGMESL ISAPLVKT LEKEEEKDLVMYSKCQRLFRSPSPMPCSVIRPILKRLERPQDR DTPVQNKR RRSVTPPEEQEAEPEKARVLRSKSLCHDEIENLLDSDHREL IGDYSKAF LLQTVDGKHQDLKYISPETMVALLTGKFSNIVDKFVIVDCRY PYEYEGGH IKTAVNLPLERDAESFLLKSPIAPCSLDRVILIFHCEFSSE RGPRMCRF IRERDRAVNDYPSLYPEMYILKGGYKEFFPQHPNFCEPQDY RPMNHEAF KDELKTFRLKTRSWAGERSRRELCSRLQDQ
予測される分子量	110 kDa including tags

領域 1 to 580

特性

Our **Abpromise guarantee** covers the use of **ab105906** in the following tested applications.

The application notes include recommended starting dilutions; optimal dilutions/concentrations should be determined by the end user.

アプリケーション Western blot
Functional Studies

製品の状態 Liquid

前処理および保存

保存方法および安定性 Shipped on dry ice. Upon delivery aliquot and store at -80°C. Avoid freeze / thaw cycles.
pH: 7.50
Constituents: 0.307% Glutathione, 0.00174% PMSF, 0.00385% DTT, 0.79% Tris HCl, 0.00292% EDTA, 25% Glycerol (glycerin, glycerine), 0.87% Sodium chloride
This product is an active protein and may elicit a biological response in vivo, handle with caution.

関連情報

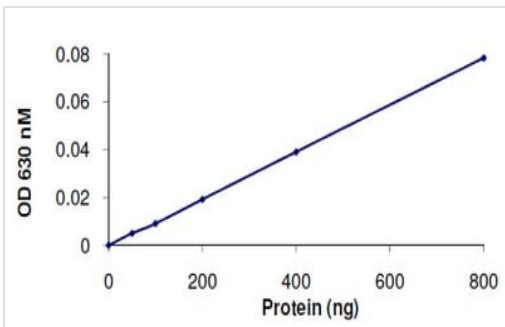
機能 Tyrosine protein phosphatase which functions as a dosage-dependent inducer of mitotic progression. Required for G2/M phases of the cell cycle progression and abscission during cytokinesis in a ECT2-dependent manner. Directly dephosphorylates CDK1 and stimulates its kinase activity. The three isoforms seem to have a different level of activity.

配列類似性 Belongs to the MPI phosphatase family.
Contains 1 rhodanese domain.

翻訳後修飾 Phosphorylated by BRSK1 in vitro. Phosphorylated by CHEK1, which inhibits the activity of this protein. Phosphorylation at Ser-353 by AURKA might locally participate in the control of the onset of mitosis. Phosphorylation by MELK at Ser-169 promotes localization to the centrosome and the spindle poles during mitosis. Phosphorylation at Ser-323 and Ser-375 by MAPK14 is required for binding to 14-3-3 proteins.

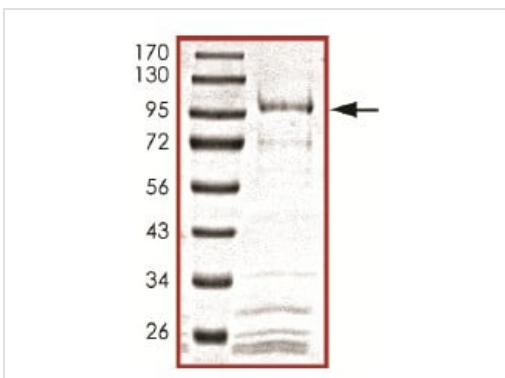
細胞内局在 Cytoplasm, cytoskeleton, microtubule organizing center, centrosome. Cytoplasm, cytoskeleton, spindle pole.

画像



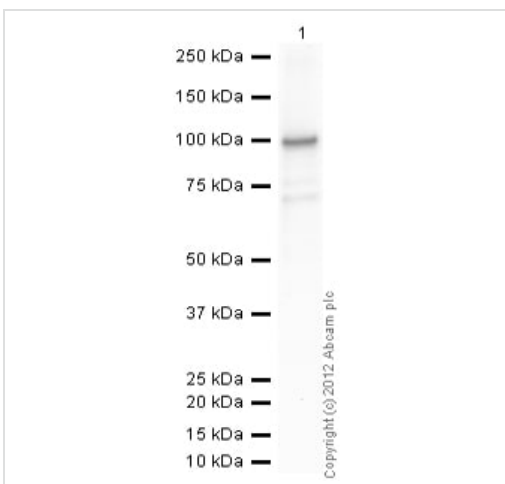
Functional Studies - Recombinant human Cdc25B protein (ab105906)

The Specific activity of ab105906 was determined to be 21 nmol/min/mg.



SDS-PAGE - Recombinant human Cdc25B protein (ab105906)

SDS-PAGE showing ab105906 at approximately 110kDa.



Western blot - Recombinant human Cdc25B protein (ab105906)

Anti-Cdc25B antibody ([ab70927](#)) at 1/100 dilution + Recombinant human Cdc25B protein (ab105906) at 0.01 µg

Secondary

Goat Anti-Rabbit IgG H&L (HRP) preadsorbed ([ab97080](#)) at 1/5000 dilution

Developed using the ECL technique.

Performed under reducing conditions.

Exposure time: 10 seconds

Please note: All products are "FOR RESEARCH USE ONLY. NOT FOR USE IN DIAGNOSTIC PROCEDURES"

Our Abpromise to you: Quality guaranteed and expert technical support

- Replacement or refund for products not performing as stated on the datasheet

- Valid for 12 months from date of delivery
- Response to your inquiry within 24 hours

- We provide support in Chinese, English, French, German, Japanese and Spanish
- Extensive multi-media technical resources to help you
- We investigate all quality concerns to ensure our products perform to the highest standards

If the product does not perform as described on this datasheet, we will offer a refund or replacement. For full details of the Abpromise, please visit <https://www.abcam.co.jp/abpromise> or contact our technical team.

Terms and conditions

- Guarantee only valid for products bought direct from Abcam or one of our authorized distributors