

Human Transferrin Receptor peptide ab101219

[1 References](#) [画像数 1](#)

製品の詳細

製品名	Human Transferrin Receptor peptide
精製度	> 70 % HPLC. 70 - 90% by HPLC
アクセッション番号	<u>P02786</u>
Animal free	No
由来	Synthetic
生物種	Human

特性

Our **Abpromise guarantee** covers the use of **ab101219** in the following tested applications.

The application notes include recommended starting dilutions; optimal dilutions/concentrations should be determined by the end user.

アプリケーション	Blocking - Blocking peptide for Anti-Transferrin Receptor antibody (<u>ab84036</u>)
製品の状態	Liquid
備考	<ul style="list-style-type: none">- First try to dissolve a small amount of peptide in either water or buffer. The more charged residues on a peptide, the more soluble it is in aqueous solutions.- If the peptide doesn't dissolve try an organic solvent e.g. DMSO, then dilute using water or buffer.- Consider that any solvent used must be compatible with your assay. If a peptide does not dissolve and you need to recover it, lyophilise to remove the solvent.- Gentle warming and sonication can effectively aid peptide solubilisation. If the solution is cloudy or has gelled the peptide may be in suspension rather than solubilised.- Peptides containing cysteine are easily oxidised, so should be prepared in solution just prior to use.

前処理および保存





保存方法および安定性	Shipped at 4°C. Upon delivery aliquot and store at -20°C or -80°C. Avoid repeated freeze / thaw cycles. Information available upon request.
------------	--

関連情報

機能	<p>Cellular uptake of iron occurs via receptor-mediated endocytosis of ligand-occupied transferrin receptor into specialized endosomes. Endosomal acidification leads to iron release. The apotransferrin-receptor complex is then recycled to the cell surface with a return to neutral pH and the concomitant loss of affinity of apotransferrin for its receptor. Transferrin receptor is necessary for development of erythrocytes and the nervous system (By similarity). A second ligand, the hereditary hemochromatosis protein HFE, competes for binding with transferrin for an overlapping C-terminal binding site. Positively regulates T and B cell proliferation through iron uptake (PubMed:26642240).</p> <p>(Microbial infection) Acts as a receptor for new-world arenaviruses: Guanarito, Junin and Machupo virus.</p>
関連疾患	Immunodeficiency 46
配列類似性	Belongs to the peptidase M28 family. M28B subfamily. Contains 1 PA (protease associated) domain.
翻訳後修飾	N- and O-glycosylated, phosphorylated and palmitoylated. The serum form is only glycosylated. Proteolytically cleaved on Arg-100 to produce the soluble serum form (sTfR). Palmitoylated on both Cys-62 and Cys-67. Cys-62 seems to be the major site of palmitoylation.
細胞内局在	Secreted and Cell membrane. Melanosome. Identified by mass spectrometry in melanosome fractions from stage I to stage IV.

画像

Choose the best for your experiment from thousands of proteins and peptides

-  Reinforce the validity of your results with **protein controls**
-  Validate specific, reliable reagents with **blocking peptides**
-  Keep working on targets without specific antibodies with **fusion-tagged proteins**
-  Get consistent, reproducible results with premium **bioactive proteins**

Human Transferrin Receptor peptide (ab101219)

To learn more about our protein and peptide range click [here](#).

Please note: All products are "FOR RESEARCH USE ONLY. NOT FOR USE IN DIAGNOSTIC PROCEDURES"

Our Abpromise to you: Quality guaranteed and expert technical support

- Replacement or refund for products not performing as stated on the datasheet
- Valid for 12 months from date of delivery
- Response to your inquiry within 24 hours

- We provide support in Chinese, English, French, German, Japanese and Spanish
- Extensive multi-media technical resources to help you
- We investigate all quality concerns to ensure our products perform to the highest standards

If the product does not perform as described on this datasheet, we will offer a refund or replacement. For full details of the Abpromise, please visit <https://www.abcam.co.jp/abpromise> or contact our technical team.

Terms and conditions

- Guarantee only valid for products bought direct from Abcam or one of our authorized distributors