

Human RAGE peptide ab32414

3 References [画像数 1](#)

製品の詳細

製品名	Human RAGE peptide
精製度	> 90 % HPLC.
アクセッション番号	<u>Q15109</u>
Animal free	No
由来	Synthetic
生物種	Human

特性

Our **Abpromise guarantee** covers the use of **ab32414** in the following tested applications.

The application notes include recommended starting dilutions; optimal dilutions/concentrations should be determined by the end user.

アプリケーション	Blocking - Blocking peptide for Anti-RAGE antibody (<u>ab30381</u>)
製品の状態	Liquid
備考	<p>- First try to dissolve a small amount of peptide in either water or buffer. The more charged residues on a peptide, the more soluble it is in aqueous solutions.</p> <p>- If the peptide doesn't dissolve try an organic solvent e.g. DMSO, then dilute using water or buffer.</p> <p>- Consider that any solvent used must be compatible with your assay. If a peptide does not dissolve and you need to recover it, lyophilise to remove the solvent.</p> <p>- Gentle warming and sonication can effectively aid peptide solubilisation. If the solution is cloudy or has gelled the peptide may be in suspension rather than solubilised.</p> <p>- Peptides containing cysteine are easily oxidised, so should be prepared in solution just prior to use.</p>

前処理および保存

保存方法および安定性	<p>Shipped at 4°C. Upon delivery aliquot and store at -20°C or -80°C. Avoid repeated freeze / thaw cycles.</p> <p>Information available upon request.</p>
------------	---

関連情報

機能

Mediates interactions of advanced glycosylation end products (AGE). These are nonenzymatically glycosylated proteins which accumulate in vascular tissue in aging and at an accelerated rate in diabetes. Acts as a mediator of both acute and chronic vascular inflammation in conditions such as atherosclerosis and in particular as a complication of diabetes. AGE/RAGE signaling plays an important role in regulating the production/expression of TNF-alpha, oxidative stress, and endothelial dysfunction in type 2 diabetes. Interaction with S100A12 on endothelium, mononuclear phagocytes, and lymphocytes triggers cellular activation, with generation of key proinflammatory mediators. Interaction with S100B after myocardial infarction may play a role in myocyte apoptosis by activating ERK1/2 and p53/TP53 signaling (By similarity). Receptor for amyloid beta peptide. Contributes to the translocation of amyloid-beta peptide (ABPP) across the cell membrane from the extracellular to the intracellular space in cortical neurons. ABPP-initiated RAGE signaling, especially stimulation of p38 mitogen-activated protein kinase (MAPK), has the capacity to drive a transport system delivering ABPP as a complex with RAGE to the intraneuronal space.

組織特異性

Endothelial cells.

配列類似性

Contains 2 Ig-like C2-type (immunoglobulin-like) domains.





Contains 1 Ig-like V-type (immunoglobulin-like) domain.

細胞内局在

Secreted and Cell membrane.

画像

Choose the best for your experiment from thousands of proteins and peptides

-  Reinforce the validity of your results with **protein controls**
-  Validate specific, reliable reagents with **blocking peptides**
-  Keep working on targets without specific antibodies with **fusion-tagged proteins**
-  Get consistent, reproducible results with premium **bioactive proteins**

Human RAGE peptide (ab32414)

Please note: All products are "FOR RESEARCH USE ONLY. NOT FOR USE IN DIAGNOSTIC PROCEDURES"

Our Abpromise to you: Quality guaranteed and expert technical support

- Replacement or refund for products not performing as stated on the datasheet
- Valid for 12 months from date of delivery
- Response to your inquiry within 24 hours
- We provide support in Chinese, English, French, German, Japanese and Spanish

- Extensive multi-media technical resources to help you
- We investigate all quality concerns to ensure our products perform to the highest standards

If the product does not perform as described on this datasheet, we will offer a refund or replacement. For full details of the Abpromise, please visit <https://www.abcam.co.jp/abpromise> or contact our technical team.

Terms and conditions

- Guarantee only valid for products bought direct from Abcam or one of our authorized distributors